

2021 POINT IN TIME COUNT (Hamilton, Ontario) **INDIGENOUS RESPONSES**

Submitted: April 15th, 2022

Approved by: Indigenous Community Advisory Board - Hamilton

Submitted by: Coalition of Hamilton Indigenous Leadership
Victoria Bomberry, Indigenous Data and Policy Analyst
Cindy Sue McCormack, Executive Director

Table of Contents

List of Figures	4
About the Coalition of Hamilton Indigenous Leadership	5
Reaching Home: Canada’s National Homelessness Strategy.....	5
Indigenous Community Advisory Board	5
2021 Point in Time Survey Key Findings (Hamilton, ON)	6
Gender Identity.....	6
Age Groups.....	6
Shelter Use	6
Hamilton is Home	6
First Experiences of Homelessness	6
Foster Care and/or Youth Group Home Experiences	6
COVID-19 and Housing Loss.....	6
Income	6
Background	7
Indigenous Homelessness.....	7
Indigenous Magnet Event Background	7
COVID-19.....	8
Methodology and Methods	8
Indigenous Identity	9
Limitations	9
Survey Locations	9
Hidden Homelessness	9
Two-Spirit and Non-Binary (Gender Queer) Participation.....	10
Findings	10
Demographics	10
Gender	10
Age	11
Child and Youth Experiences of Homelessness	12
Experiences of Foster Care or Youth Group Homes	12
Length of Homelessness	13
Length of Time in Hamilton	14
Indigenous Youth Experiencing Homelessness in Hamilton	15

Shelter System Use	16
Health Challenges	18
Causes of Most Recent Housing Loss	19
Challenges Experienced in Finding Housing.....	20
COVID-19.....	21
Income Sources.....	22
Appendices	23
Appendix A – Indigenous Magnet Event Promo Card.....	23
Appendix B – 2021 Point in Time Survey (Hamilton, Ontario).....	24

List of Figures

Figure 1. Gender Identity of Indigenous Respondents, 2021 Point in Time Survey (Hamilton, Ontario) ..	11
Figure 2. Age of Indigenous Respondents, 2021 Point in Time Survey (Hamilton, Ontario).....	11
Figure 3. Age of First Experience of Homelessness - Indigenous Respondents, 2021 Point in Time Survey (Hamilton, Ontario).....	12
Figure 4. Experiences of Foster Care or Youth Group Home, by Gender - Indigenous Respondents, 2021 Point in Time Survey (Hamilton, Ontario).....	13
Figure 5. Total Time Experienced Homelessness Within Past Year - Indigenous Respondents, 2021 Point in Time Survey (Hamilton, Ontario)	14
Figure 6. Length of Time in Hamilton - Indigenous Respondents, 2021 Point in Time Survey (Hamilton, Ontario).....	15
Figure 7. Gender Identity of Indigenous Youth Respondents, 2021 Point in Time Survey (Hamilton, Ontario).....	15
Figure 8. Shelter System Usage - Indigenous Respondents, 2021 Point in Time Survey (Hamilton, Ontario)	16
Figure 9. "Where did you stay last night?" - Indigenous Respondents, 2021 Point in Time Survey (Hamilton, Ontario).....	17
Figure 10. Reasons for Not Staying in Shelter - Indigenous Respondents, 2021 Point in Time Survey (Hamilton, Ontario).....	18
Figure 11. Health Challenges - Indigenous Respondents, 2021 Point in Time Survey (Hamilton, Ontario)	19
Figure 12. Causes of Most Recent Housing Loss - Indigenous Respondents, 2021 Point in Time Survey (Hamilton, Ontario).....	20
Figure 13. Challenges Experienced in Trying to Find Housing - Indigenous Respondents, 2021 Point in Time Survey (Hamilton, Ontario)	21
Figure 14. Sources of Income - Indigenous Respondents, 2021 Point in Time Survey (Hamilton, Ontario)	22
Figure 15. "Was your most recent housing loss related to the COVID-19 pandemic?" - Indigenous Respondents, 2021 Point in Time Count (Hamilton, Ontario)	21

About the Coalition of Hamilton Indigenous Leadership

Formerly known as the Hamilton Executive Directors Aboriginal Coalition, the Coalition of Hamilton Indigenous Leadership is a collaborative of Indigenous leaders representing six Indigenous agencies in Hamilton, Ontario. The Coalition of Hamilton Indigenous Leadership (CHIL) is represented by the Hamilton Regional Indian Centre, De dwa da dehs nyes Aboriginal Health Centre, Sacajawea Non-Profit Housing Inc., the Native Women's Centre, Niagara Peninsula Aboriginal Area Management Board, and Ontario Aboriginal Housing Services.

The Executive Director (or Designate) of each member agency sits on the CHIL Board of Directors and contributes to achieving CHIL's vision, mission, and values.

Our vision is a vibrant, healthy, inclusive, and culturally safe community.

Our mission is to increase equitable access to services and programs for Indigenous community members of Hamilton.

Our values are informed by the Seven Grandfather teachings as we strive to live and work with Ka'nikonhrí:yo (the Haudenosaunee concept of a "Good Mind").

Reaching Home: Canada's National Homelessness Strategy

The Coalition of Hamilton Indigenous Leadership works to address Indigenous homelessness in Hamilton and is funded by Employment and Social Development Canada through Reaching Home: Canada's National Homelessness Strategy. Through Reaching Home, CHIL acts as the Indigenous Community Entity for Hamilton and is responsible for administering and managing the Indigenous stream of Reaching Home funding in our community.

Indigenous Community Advisory Board

In working to address Indigenous experiences of homelessness in Hamilton, CHIL is supported by the Indigenous Community Advisory Board (ICAB). The ICAB is made up of Indigenous identifying community members living in the city of Hamilton who draw from their lived, personal, and professional experiences to guide a community-wide and wholistic response to Indigenous experiences of homelessness in Hamilton.

Some of the ICAB's key responsibilities include:

- Gathering relevant information related to Indigenous homelessness to identify community priorities to address Indigenous homelessness in Hamilton
- Assessing and recommending projects for funding to the Indigenous Community Entity (CHIL)
- Supporting the Indigenous Community Entity (CHIL) to plan and coordinate a community-wide effort to prevent and address Indigenous homelessness
- Developing terms of reference and other policies and procedures central to fulfilling the responsibilities of the Indigenous Community Advisory Board

2021 Point in Time Survey Key Findings (Hamilton, ON)

Indigenous Peoples continue to be overrepresented among community members experiencing homelessness in Hamilton. Among the general population, 2% of Hamilton residents identify as Indigenous or having Indigenous ancestry¹. However, among community members experiencing homelessness in Hamilton and participating in the 2021 Point in Time Connection survey, 23% identify as Indigenous or having Indigenous ancestry.

Gender Identity

Among Indigenous respondents to Hamilton's 2021 Point in Time survey, 55% identify as women, 40% identify as men, 1% identify as Two-Spirit, and 4% identify as Non-Binary/Gender Queer.

Age Groups

The majority of Indigenous respondents to the 2021 PIT survey are middle aged. Eighty percent of Indigenous respondents indicated they were between the ages of thirty-one and sixty-four.

Shelter Use

Eighty percent of respondents reported having stayed in a homelessness shelter within the past year. When asked where they had stayed the night before completing the survey, thirty-seven percent of Indigenous respondents reported they had stayed in a homeless shelter.

Hamilton is Home

Among Indigenous respondents, 44% reported always living in Hamilton. An additional twenty-eight percent (28%) reported having lived in Hamilton for five or more years.

First Experiences of Homelessness

More than one in three Indigenous respondents to the survey indicated having first experienced homelessness on or before their 25th birthday.

Foster Care and/or Youth Group Home Experiences

Experiences of having been in foster care or a youth group home are prevalent among Indigenous respondents. Forty-two percent of Indigenous respondents reported having been in foster care or a youth group home as a child or youth.

COVID-19 and Housing Loss

Approximately one in seven Indigenous respondents related their most recent housing loss to the COVID-19 pandemic. Other common reasons identified by Indigenous respondents for their most recent housing loss included "Unfit or unsafe housing conditions", "Not enough income" and "Conflict with spouse/partner".

Income

The three most common sources of income reported by Indigenous respondents included Disability benefit (provincial), Welfare/social assistance (provincial), and Informal sources (such as bottle returns, panhandling, friends, and family).

¹ Statistics Canada. Census Profile, 2016 Census. Hamilton, Ontario, Canada.

Background

The Point in Time (PIT) survey initiative is conducted in urban communities across lands occupied by Canada. Over a pre-established period of time, homeless-serving frontline workers and/or community volunteers connect with and survey community members currently experiencing homelessness. Point in Time surveys provide as a *snapshot* of homelessness in a community, which helps to articulate each community's unique homeless priorities and context. The PIT survey initiative also provides common data points to compare experiences of homelessness across all participating communities.

The 2021 Point in Time survey in Hamilton Ontario was led by the City of Hamilton – Housing Services Division alongside community partner the Coalition of Hamilton Indigenous Leadership (CHIL). The 2021 PIT survey marked the third execution of the survey and was carried out over the week of November 15th through 19th, 2021 and conducted at various locations in Hamilton's downtown area.

Point in Time surveys are completed by community members currently experiencing homelessness. In Hamilton, a total of five hundred and forty-five surveys were completed during the 2021 Point in Time initiative. Of the five hundred and forty-five PIT surveys completed in Hamilton, one hundred and twenty-three community members completing the PIT survey identified as Indigenous or having Indigenous ancestry, representing 23% of 2021 PIT survey respondents.

Indigenous Homelessness

In attempting to understand the experiences and causes of homelessness on lands occupied by Canada, it is critically important to disentangle the homeless experiences, causes, and needs of Indigenous Peoples. The roots of Indigenous experiences of homelessness stretch back to colonization through historical and ongoing social and economic policies and practices that have sought to dispossess, disempower, and disadvantage Indigenous Peoples. As articulated by Métis scholar Jesse Thistle (2017) and now acknowledged in *Reaching Home: Canada's National Homelessness Strategy*, Indigenous experiences of homelessness are distinct from those of non-Indigenous Peoples and therefore, require resources, programs, and supports that recognize and respond to the unique needs of Indigenous community members.

Since 2015, local Indigenous leaders in Hamilton have successfully demonstrated the need for methodologies rooted in Indigenous Ways of Knowing to help PIT initiatives better capture Indigenous experiences of homelessness in Hamilton.

Indigenous Magnet Event Background

In 2015, the Indigenous Community Entity² for addressing homelessness in Hamilton developed and led "All We Need is Community" an urban Aboriginal homelessness survey to connect with Indigenous community members experiencing homelessness. Guided by the principle "For Indigenous, by Indigenous", the Indigenous Magnet event brought together Indigenous volunteers, Indigenous frontline workers, and local Indigenous leaders to provide a highly visible and culturally safe space for Indigenous community members experiencing homelessness to share their experiences of homelessness in Hamilton. The 2015 urban Aboriginal homelessness survey interviewed three hundred and sixty-two people in

² The Social Planning and Research Council of Hamilton acted as the Indigenous Community Entity for Hamilton's federal homelessness funding from 2004 through 2020. The Coalition of Hamilton Indigenous Leadership became the Indigenous Community Entity for Hamilton's Federal homelessness funding on April 1st, 2020.

Hamilton's downtown area, of which seventy-six community members identified as currently experiencing homelessness in Hamilton³. Among the seventy-six community members experiencing homelessness, thirty-six identified as Aboriginal or having Aboriginal ancestry, representing 47% of those surveyed and experiencing homelessness³. A 2016 mainstream initiative to enumerate homelessness in Hamilton, reported 28% of community members experiencing homelessness identified as Aboriginal or having Aboriginal ancestry⁴. The 2015 urban Aboriginal survey data demonstrated to local leaders that Indigenous experiences of homelessness were not being fully captured through mainstream data collection efforts and required Indigenous-led initiatives.

The 2021 Point in Time – Indigenous Magnet event was led by CHIL and built upon the principles and methodologies of "All We Need is Community" 2015 Urban Aboriginal homelessness survey. The 2021 Indigenous Magnet event was an outdoor gathering held at Beasley Park on November 17th, 2021, from 11:00 a.m. until 7:00 p.m. In addition to completing a survey, community members were invited to enjoy a traditional meal, participate in drumming and singing, connect with Indigenous homelessness programs and services, as well as speak with cultural advisors throughout the event. A giveaway of supplies (socks, hats, gloves, toiletries, etc.) and traditional medicines was also provided.

Of the five hundred and forty-five surveys completed during the week-long 2021 PIT initiative, fifty-eight were completed during the one-day Indigenous Magnet event.

COVID-19

In regard to the COVID-19 pandemic, the 2015 Indigenous Magnet event observed Hamilton Public Health guidelines and restrictions throughout planning and implementation. During the Indigenous Magnet event, public outdoor gatherings were permissible in Hamilton. In addition to providing various pandemic supplies (such as hand sanitizers and masks), the Indigenous Magnet event also included an on-site "GO-VAXX" bus. The GO-VAXX bus is a mobile COVID-19 vaccine clinic fully equipped and staffed to safely administer COVID-19 vaccinations. Community members participating in the Indigenous Magnet event who wished to receive a COVID-19 vaccination were able to do so throughout the event. Receiving a vaccination was optional and not in any way tied to the PIT survey or Indigenous Magnet event activities and giveaways.

Methodology and Methods

The Point in Time survey in Hamilton is part of a coordinated enumeration of homelessness across lands occupied by Canada. As a multi-community initiative, the PIT survey methodology is guided by core standards that allow for data comparisons across communities. There is also flexibility in PIT survey methodology that support local leaders in selecting survey methods that best need their community's homelessness context. Hamilton's PIT incorporates Indigenous methodologies through the co-planning of the PIT survey initiative as well as the Indigenous-led design and execution of the Indigenous Magnet

³ Social Planning and Research Council of Hamilton. (2015). *All we need is community: Urban Aboriginal homelessness survey*. Hamilton: Social Planning and Research Council of Hamilton.

⁴ City of Hamilton. (2022, April 07). *Point in Time Connection*. Retrieved from City of Hamilton: <https://www.hamilton.ca/social-services/housing/point-in-time-connection>

event. The Indigenous Magnet event is guided by the “For Indigenous, by Indigenous” principle, which prioritizes Indigenous methods of community engagement.

The Indigenous Magnet event engages Indigenous principles of reciprocity to provide space for Indigenous community members to feast, gather, socialize, and to complete the PIT survey. The Indigenous Magnet event in Hamilton is an extension of homelessness programs, resources, and supports for Indigenous community members, which are rooted in local Indigenous Knowledges and cultures. By having Indigenous frontline workers as well as traditional medicines, foods, and giveaways available, the Indigenous Magnet event creates a safe and welcoming environment for community members to self-identify as Indigenous without fear of judgement or discrimination.

The location of the Indigenous Magnet event is selected for high accessibility (geographic location and physical space of the gathering) to lower barriers to participation and engagement. Although the Indigenous Magnet event seeks to connect with Indigenous community members specifically, all community members experiencing homelessness are welcome to take part.

Indigenous Identity

All 2021 Point in Time Connection participants in Hamilton were asked if they identify as First Nations (with or without status), Métis, or Inuit, or having North American Indigenous ancestry. This report reflects the responses of those who self-identified “Yes” to this question.

Limitations

There are important considerations to keep in mind when examining and attempting to interpret Point in Time data. The PIT survey initiative is *not* a comprehensive survey of all community members experiencing homelessness within a community. The PIT survey provides a *snapshot* of homelessness, which provides important local data to help leaders better identify and address the unique experiences of homelessness in a community.

Survey Locations

In Hamilton, the PIT survey was conducted entirely in the downtown area. The 2021 PIT survey was not conducted in any Hamilton suburbs due to the lack of response from these areas during the 2018 PIT survey initiative.

Hamilton’s 2021 PIT surveys were conducted at Emergency Shelters (including extreme weather shelters and COVID-related sites), Violence Against Women Shelters, Transitional Housing as well as other locations such as drop-in centres, encampments, and the Indigenous Magnet event.

Hidden Homelessness

Not all community members experiencing or at-risk of homelessness access the homelessness supports available in community. The experiences of people who do not access community supports are referred to as *hidden homeless*. People experiencing hidden homelessness are more likely to leverage their personal support networks (for example, staying with family and friends) instead of staying in shelter or accessing homelessness support programs. As the majority of survey sites for the 2021 Point in Time Count in Hamilton were sites of community homelessness programs and services (such as homeless shelters, drop-in centres, and encampments), the experiences of community members experiencing hidden homelessness in Hamilton may not be well captured in this dataset.

Two-Spirit and Non-Binary (Gender Queer) Participation

The homelessness experiences and needs of Indigenous community members who identify as Two-Spirit, Non-Binary or Gender Queer may not be fully represented in 2021 PIT survey data. Among the one hundred twenty-three Indigenous-identifying 2021 PIT respondents, five also identified as Two-Spirit, Non-Binary/Gender Queer.

Findings

The findings presented here represent 2021 PIT respondents who self-identified as Indigenous or having Indigenous ancestry. Indigenous identity was gathered by asking respondents if they identified as First Nations (with or without status), Métis or Inuit, or if they identified as having North American Indigenous ancestry.

A comparison of responses between Indigenous and non-Indigenous community members experiencing homelessness in Hamilton will be provided in a separate report.

The response rates among Indigenous youth⁵ (n=17) as well as those identifying as Two-Spirit or Non-Binary/Gender Queer (n=5) must also be considered in interpreting these findings.

Demographics

While not comprehensive of all Indigenous community members experiencing homelessness, the 2021 PIT survey data offers useful *snapshots* of Indigenous experiences of homelessness in Hamilton. The 2021 PIT data provides important context to experiences and risks of homelessness in Hamilton for community leadership and service providers.

Gender

Among Indigenous 2021 PIT respondents, sixty-nine identified their gender as women, representing 55% of Indigenous respondents. Forty-nine Indigenous respondents identified their gender as men, representing forty percent of Indigenous respondents. One Indigenous identifying 2021 PIT survey respondent also identified their gender as Two-Spirit and four Indigenous identifying respondents also identified their gender as Non-Binary/Gender Queer.

⁵ For the purposes of this report, Indigenous youth are 2021 PIT respondents who self-identified as Indigenous and identified as being 30 years old or younger.

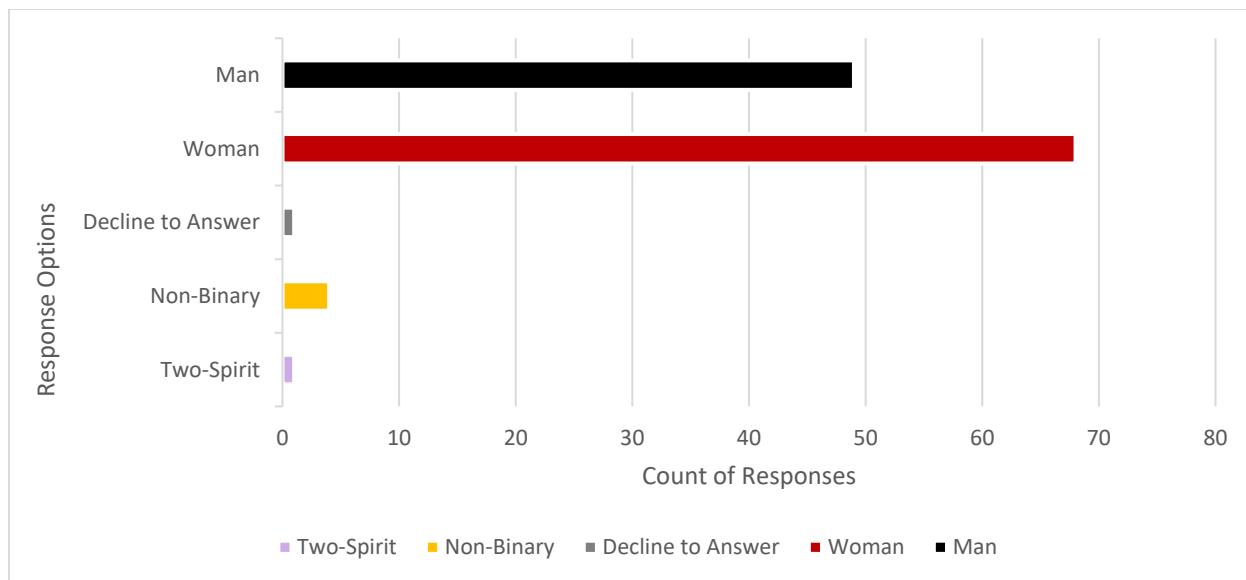


Figure 1. Gender Identity of Indigenous Respondents, 2021 Point in Time Survey (Hamilton, Ontario).

Age⁶

The majority of Indigenous respondents to Hamilton’s 2021 PIT survey reported being middle-aged. Ninety-nine Indigenous survey respondents reported being between the ages of 31 years old and 64 years old, representing 80% of Indigenous respondents. Seventeen Indigenous respondents reported being under the age of 31, representing fourteen percent (14%) of Indigenous respondents. One Indigenous survey respondent reported being over the age of 65 years old.

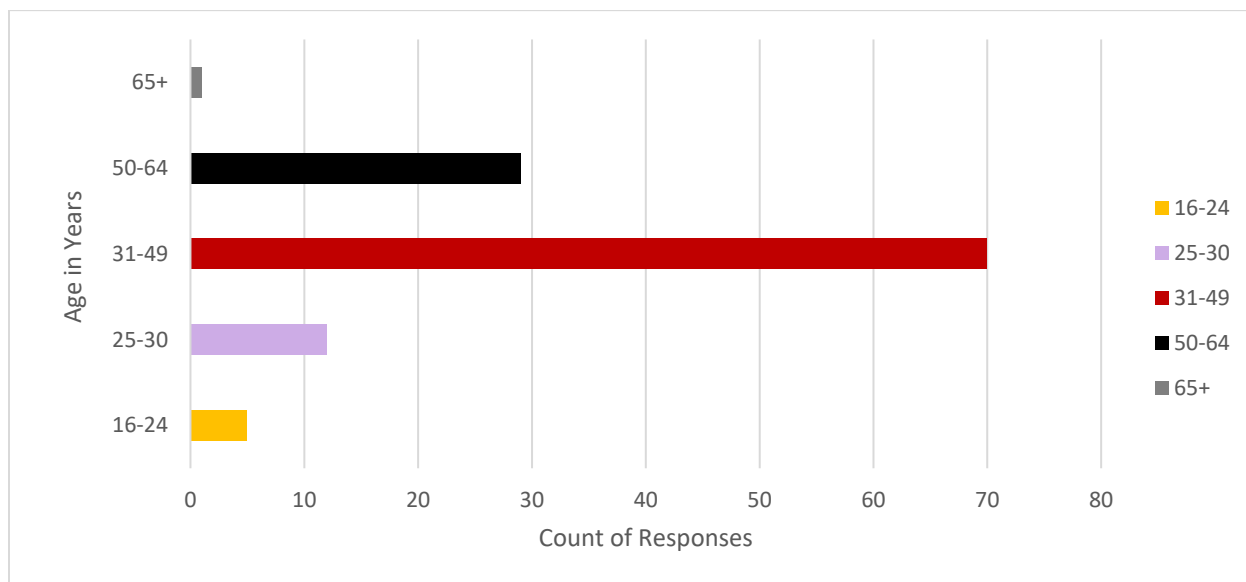


Figure 2. Age of Indigenous Respondents, 2021 Point in Time Survey (Hamilton, Ontario).

⁶ Among Indigenous respondents, there were six responses to this question that were unclear or blank and have not been included in Figure 2. Age of Indigenous Respondents, 2021 Point in Time Survey (Hamilton, Ontario).

The pattern of age distribution among all Indigenous survey respondents is consistent across genders. Among Indigenous women who participated in Hamilton's 2021 Point in Time survey, 85% were between 31 and 64 years old. A similar proportion (80%) of Indigenous men were also between the ages of 31 and 64 years old.

Child and Youth Experiences of Homelessness

Among the one hundred and twenty-three Indigenous 2021 PIT respondents, fifty-one reported having first experienced homelessness before the age of 31 years old, representing 41% of Indigenous respondents.

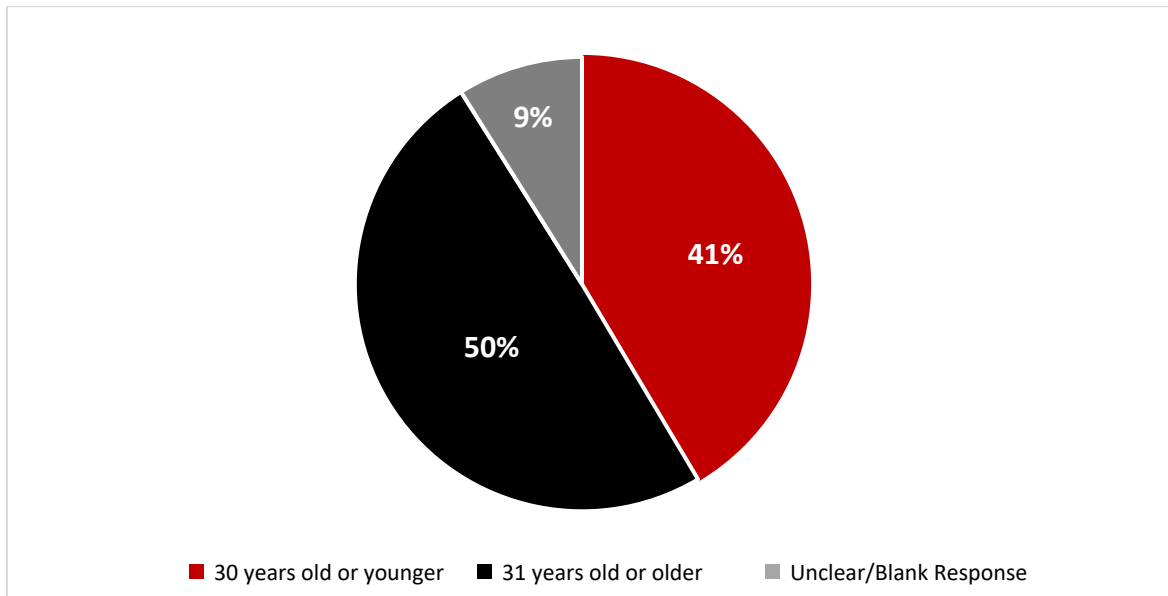


Figure 3. Age of First Experience of Homelessness - Indigenous Respondents, 2021 Point in Time Survey (Hamilton, Ontario).

Experiences of Foster Care or Youth Group Homes

Experiences with foster care or youth group home are prevalent among Indigenous community members responding to the 2021 PIT survey in Hamilton. Fifty-two Indigenous respondents reported having been in foster care or a youth group home as a child or youth, representing forty-two percent (42%) of Indigenous respondents.

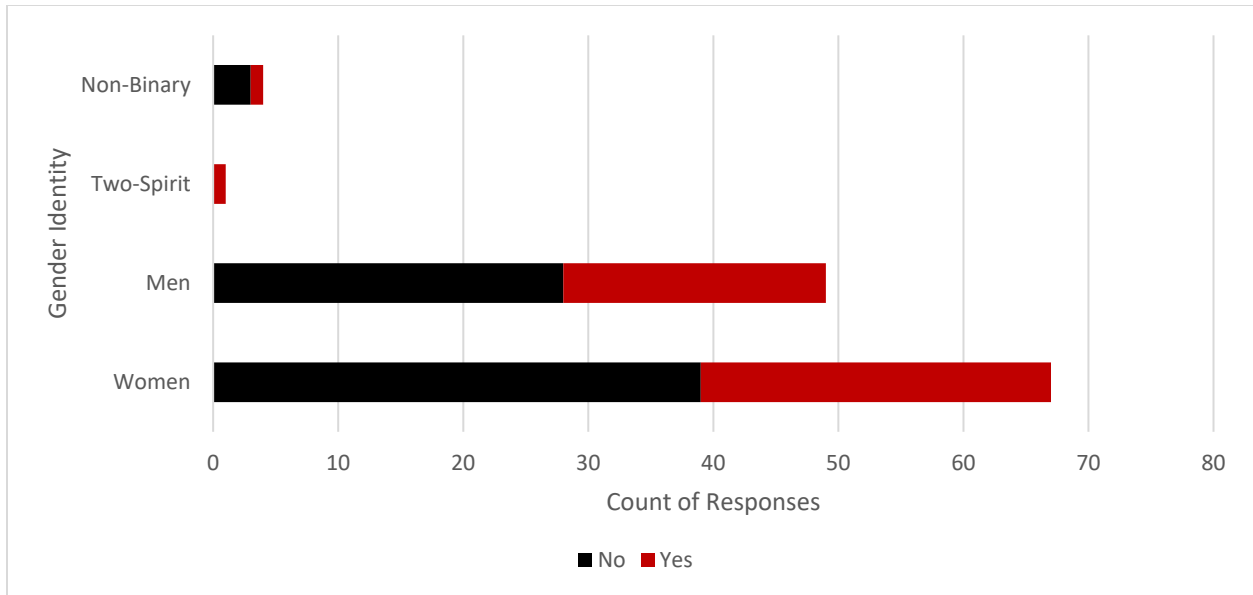


Figure 4. Experiences of Foster Care or Youth Group Home by Gender - Indigenous Respondents, 2021 Point in Time Survey (Hamilton, Ontario).

Among Indigenous women experiencing homelessness in Hamilton (n=68), twenty-eight reported having stayed in foster care or a youth group home. Among Indigenous men experiencing homelessness in Hamilton (n=49), 21 reported having lived in foster care or a youth group home.

Length of Homelessness

The 2021 Point in Time survey also asked respondents the total length of time they had been homeless over the past year. This does not necessarily mean community members experienced homelessness uninterrupted. Rather, responses indicate how much total time over the course of the past year they experienced homelessness. For example, a respondent may have experienced homelessness for three weeks, found housing for a few months but returned to homelessness.

Among all Indigenous respondents, ninety indicated they had experienced homelessness for more than six months of the past year, representing seventy-three percent (73%) of Indigenous respondents. The proportion of Indigenous participants experiencing homelessness for more than half of the past year is consistent across genders. Among Indigenous women responding to the 2021 Point in Time survey, seventy-eight percent (78%) reported having experienced homelessness for more than 6 months within the past year. Similarly, sixty-nine percent (69%) of Indigenous men respondents to the survey reported experiencing homelessness for more than half of the past year.

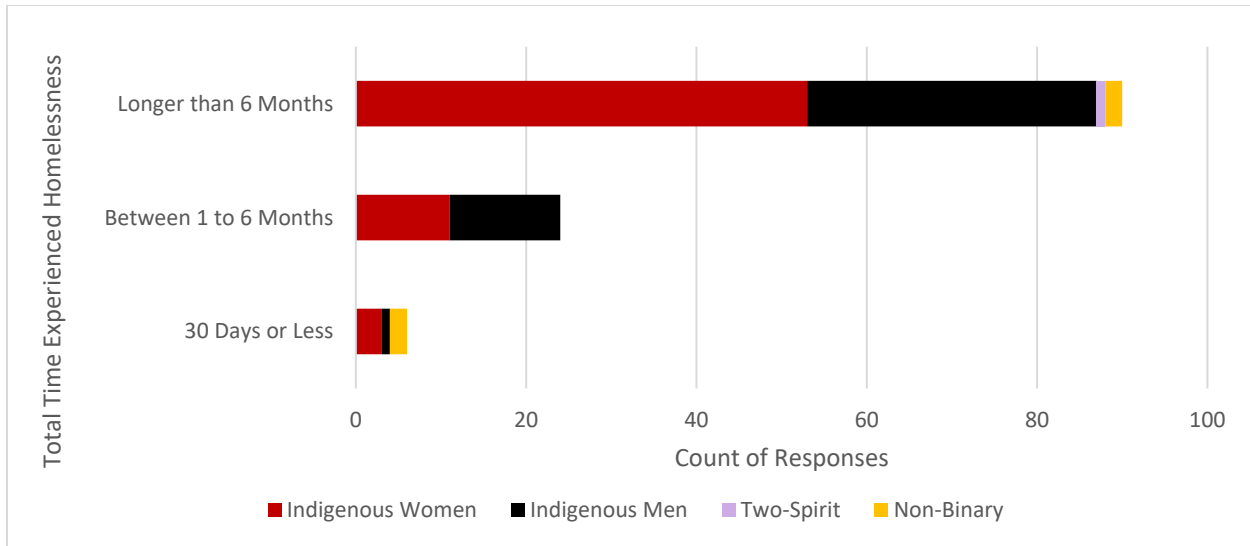


Figure 5. Total Time Experienced Homelessness Within Past Year - Indigenous Respondents, 2021 Point in Time Survey (Hamilton, Ontario).

This pattern of experiencing homelessness in Hamilton for the majority of the past year repeats across all age groups of Indigenous respondents. Among Indigenous youth⁷ PIT survey responses (n=17), eighty-two percent (82%) reported having experienced a total of six or more months of the past year homeless. Among Indigenous adult survey respondents (n=99), eighty-one percent (81%) had experienced homelessness for a total of six (6) months or longer within the past year.

Length of Time in Hamilton⁸

Of Indigenous respondents, 54 reported having always lived in Hamilton, representing forty-four percent (44%) of Indigenous respondents. Seventeen Indigenous-identifying respondents reported they have lived in Hamilton for less than a year, representing fourteen percent (14%) of Indigenous survey respondents. Eleven Indigenous respondents reported living in Hamilton for more than one year but less than 5 years, representing nine percent (9%) of Indigenous-identifying respondents. Thirty-four Indigenous respondents reported having lived in Hamilton for five or more years, representing twenty-eight percent (28%) of Indigenous respondents.

⁷ This report utilizes the Indigenous youth age range observed by the federal government, which identifies Indigenous youth as being between the ages of 15 and 30 years of age

⁸ Among Indigenous respondents, seven responses to this question were unclear or blank and have not been included in Figure 6. Length of Time in Hamilton - Indigenous Respondents, 2021 Point in Time Survey (Hamilton, Ontario)

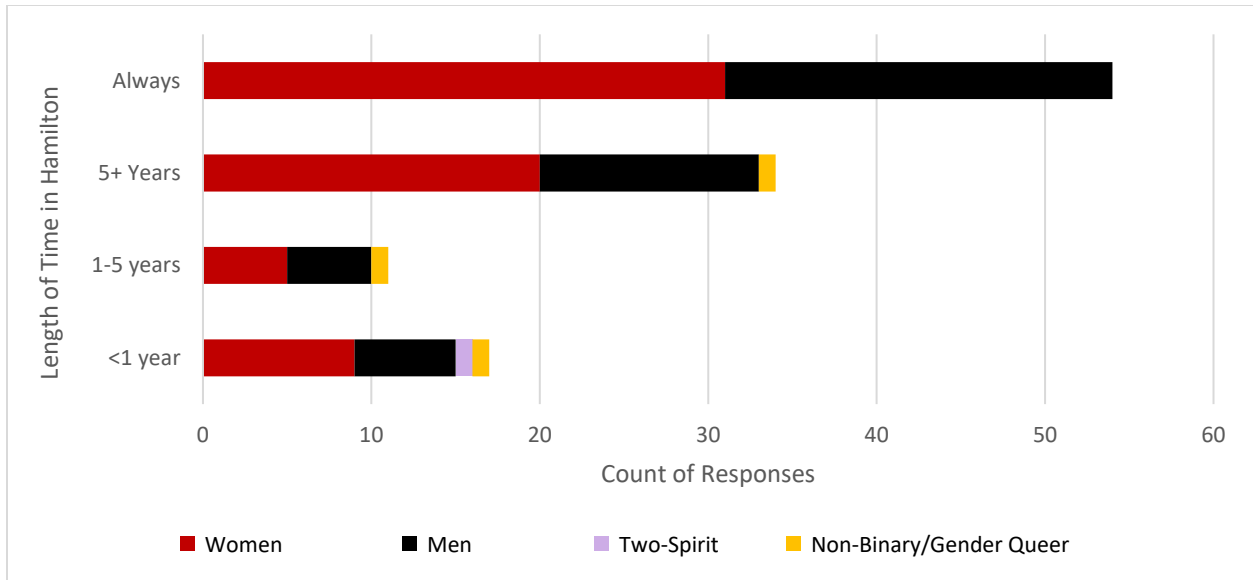


Figure 6. Length of Time in Hamilton - Indigenous Respondents, 2021 Point in Time Survey (Hamilton, Ontario).

Indigenous Youth Experiencing Homelessness in Hamilton

In total, 17 Indigenous youth participated in the 2021 Point in Time survey in Hamilton. The gender breakdown of Indigenous youth participating in the 2021 PIT survey included 18% of Indigenous youth identifying as Non-Binary/Gender Queer, with an equal proportion (41%) of Indigenous youth experiencing homelessness who identify as women and men.

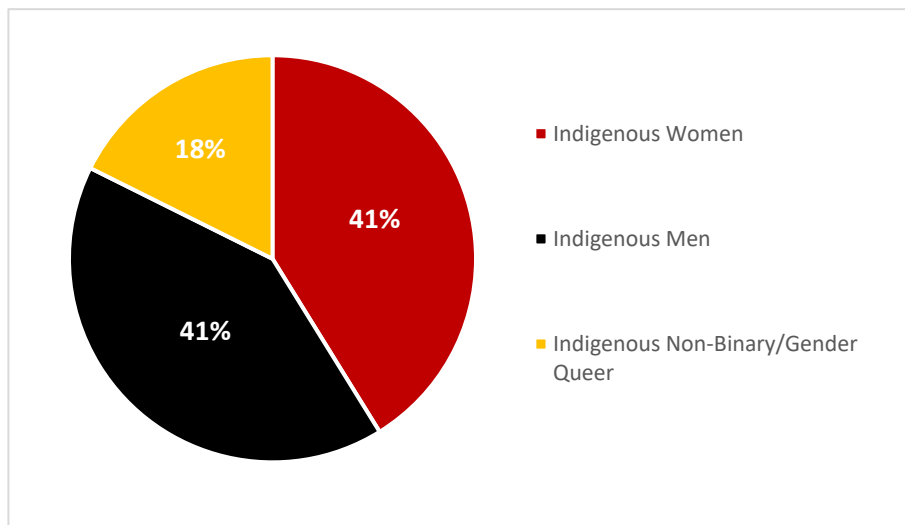


Figure 7. Gender Identity of Indigenous Youth Respondents, 2021 Point in Time Survey (Hamilton, Ontario).

Shelter System Use

The majority of Indigenous respondents have stayed in a homelessness shelter (emergency, family, or domestic violence shelter) in the past year. Of Indigenous respondents, one hundred and one reported having stayed in a homeless shelter within the past year, representing eighty-two percent (82%) of Indigenous respondents.

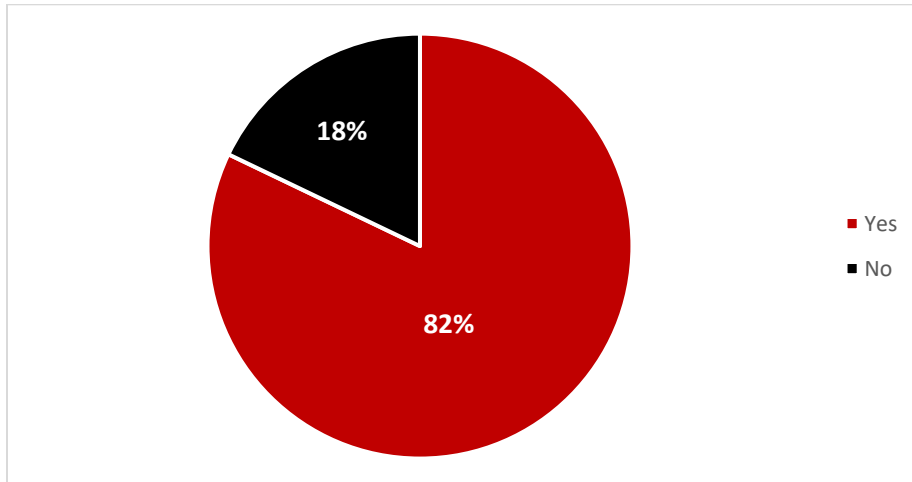


Figure 8. Shelter System Usage - Indigenous Respondents, 2021 Point in Time Survey (Hamilton, Ontario).

When asked where they had stayed the night before participating in Hamilton's 2021 PIT survey, Indigenous responses included Unsheltered Public Spaces (street, park, bus shelter, etc.), Transitional Housing, a city-funded hotel or motel, an encampment site, or someone else's place. One respondent identified sleeping in their vehicle the night before participating in the survey. No respondent (Indigenous or non-Indigenous) identified having stayed in a hospital, treatment centre, or jail/prison the previous night.

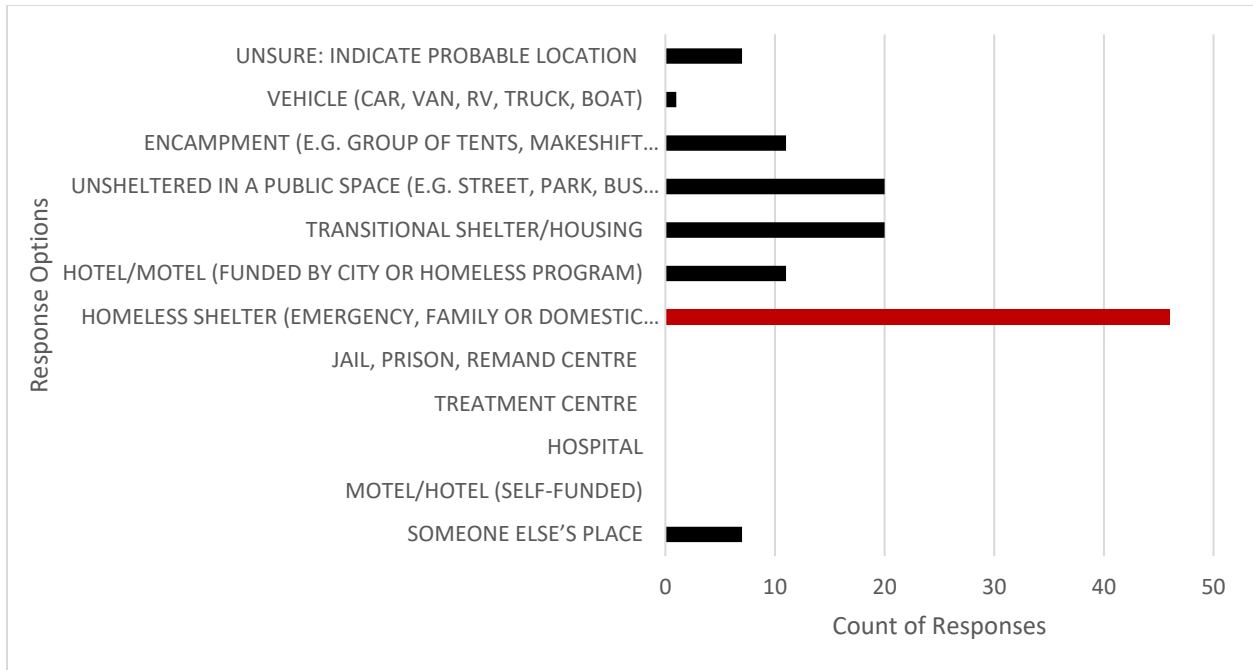


Figure 9. "Where did you stay last night?" - Indigenous Respondents, 2021 Point in Time Survey (Hamilton, Ontario). The most common response is highlighted in red.

Of Indigenous community members who are experiencing homelessness but chose not to stay in a homeless shelter last year (n=22), twenty-one provided one or more reasons why they chose not to stay in shelter. The most common reason Indigenous community members experiencing homelessness chose not to stay in a homeless shelter was due to safety concerns. Other reasons Indigenous community members experiencing homelessness chose not to stay in shelter included being turned away from the shelter due to lack of available beds, having lack of transportation to reach a shelter, concerns over pests, and feeling "crowded" in homeless shelters.

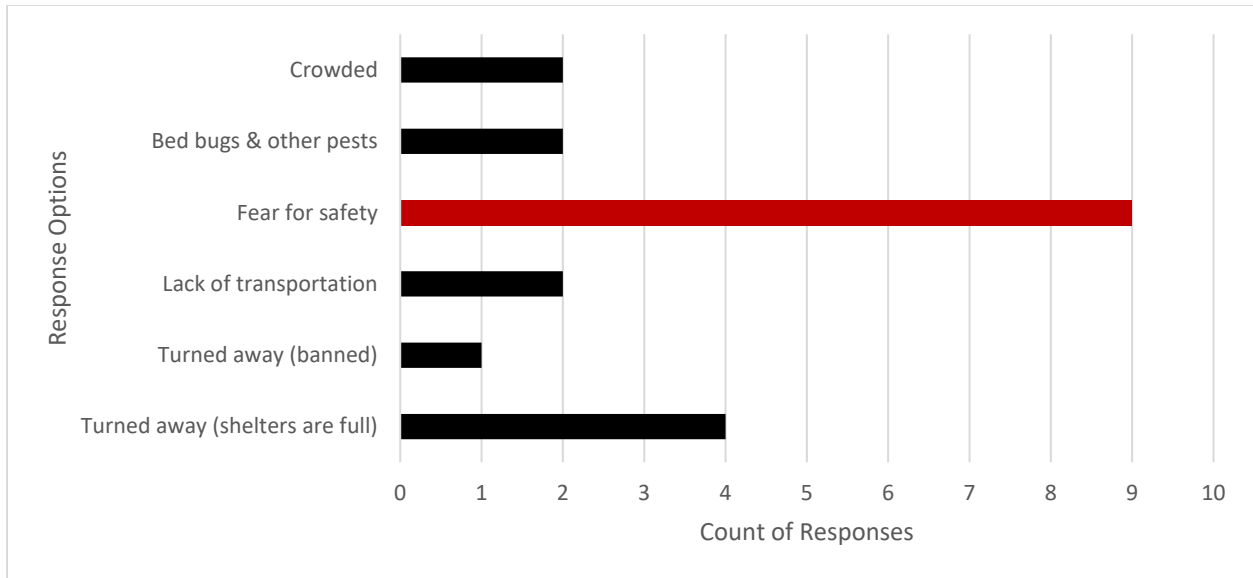


Figure 10. Reasons for Not Staying in Shelter - Indigenous Respondents, 2021 Point in Time Survey (Hamilton, Ontario). The most common response is highlighted in red.

Health Challenges

Response options to health challenges faced were multiple choice, allowing respondents to indicate the total health issues or challenges experienced. The most prominent health challenge reported by Indigenous 2021 PIT respondents is substance abuse (including tobacco, alcohol, or opiates).

Among Indigenous respondents, ninety-two reported experiencing substance use issues, representing seventy-five percent (75%) of Indigenous survey respondents. Hamilton's 2021 PIT survey data also indicates a high proportion of Indigenous respondents are experiencing mental health issues (including depression, post traumatic stress disorder and bipolar disorder). Eighty-three Indigenous respondents reported managing a diagnosed or undiagnosed mental health issue, representing sixty-seven percent (67%) of Indigenous respondents. Fifty-seven Indigenous respondents indicated managing an illness or medical condition, such as diabetes, arthritis, tuberculosis, or HIV, representing forty-six percent (46%) of Indigenous respondents. An equal proportion (46%) of Indigenous respondents reported having learning or cognitive limitations, such as dyslexia, autism spectrum disorder, or as a result of ADHD or an acquired brain injury. Forty-two Indigenous respondents reported experiencing a physical limitation (such as challenges with mobility, physical abilities and/or dexterity), representing thirty-four percent (34%) of Indigenous survey respondents.

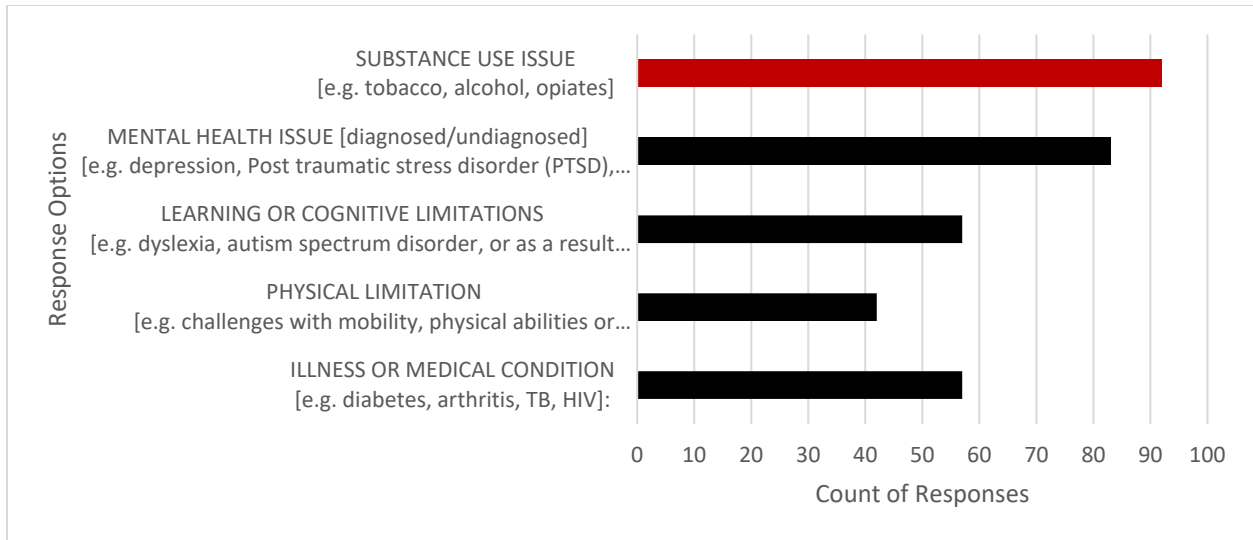


Figure 11. Health Challenges - Indigenous Respondents, 2021 Point in Time Survey (Hamilton, Ontario). The most common response is highlighted in red.

Causes of Most Recent Housing Loss

Of Indigenous-identifying respondents to the 2021 Point in Time survey (n=123), one hundred and twenty (120) provided one or more reasons for their most recent loss of housing. Respondents were able to provide multiple reasons for their most recent loss of housing. The most common reasons given by Indigenous community members experiencing homelessness in Hamilton for their most recent loss of housing included: “Not having enough income for housing”, “Unfit or unsafe housing conditions”, “Landlord/tenant conflict”, “Conflict with spouse”, “Conflict with: Other” (someone other than a parent, partner/spouse, or guardian).

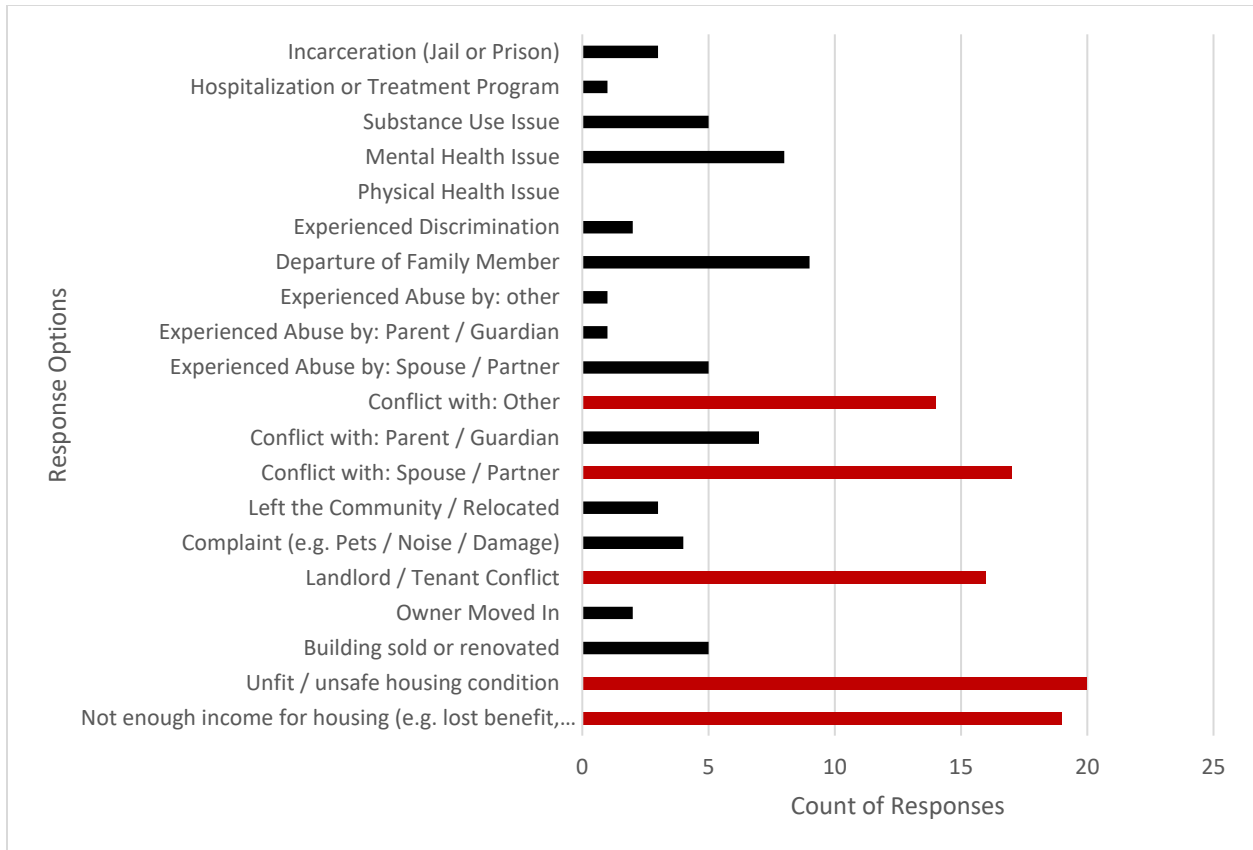


Figure 12. Causes of Most Recent Housing Loss - Indigenous Respondents, 2021 Point in Time Survey (Hamilton, Ontario). The five most common responses are highlighted in red.

Challenges Experienced in Finding Housing

Indigenous respondents to the 2021 PIT survey indicated the cost of housing in Hamilton posed the most common barrier to exiting homelessness. Among Indigenous survey respondents (n=123), one hundred and fifteen Indigenous community members identified one or more challenges or problems encountered in trying to find housing. The five most commonly reported challenges to finding housing identified by Indigenous community members are “Rent being too high”, “Having low income”, “Poor housing conditions”, “Discrimination”, and “Addiction”.

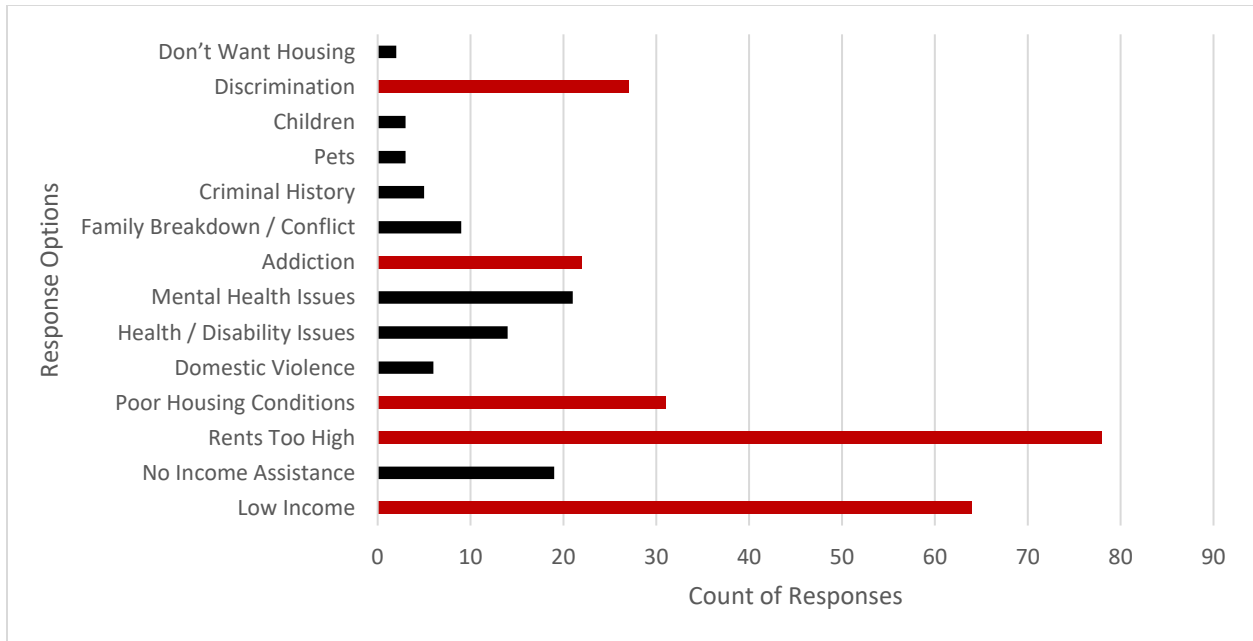


Figure 13. Challenges Experienced in Trying to Find Housing - Indigenous Respondents, 2021 Point in Time Survey (Hamilton, Ontario). The five most common responses are highlighted in red.

COVID-19

Seventeen Indigenous PIT respondents related their most recent housing loss to the COVID-19 pandemic, representing fourteen percent (14%) of Indigenous survey respondents. Of Indigenous community respondents who related their most recent housing to the pandemic (n=17), 82% were between the ages of 31 and 64 years old.

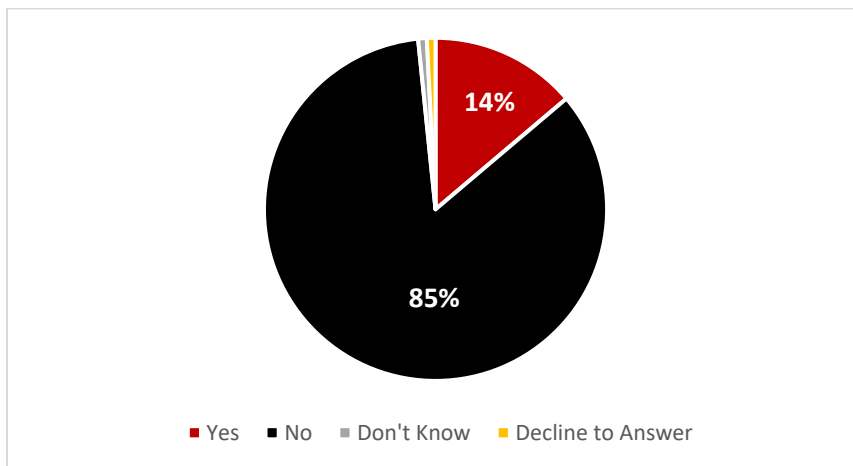


Figure 14. "Was your most recent housing loss related to the COVID-19 pandemic?" - Indigenous Respondents, 2021 Point in Time Count (Hamilton, Ontario).

Income Sources

Sixty-nine Indigenous PIT respondents reported receiving Disability Benefits (provincial) as a source of income, representing fifty-six percent (56%) of Indigenous respondents. Thirty-six Indigenous respondents reported receiving Welfare/social assistance (provincial) as a source of income, representing twenty-nine percent (29%) of Indigenous respondents of Indigenous respondents.

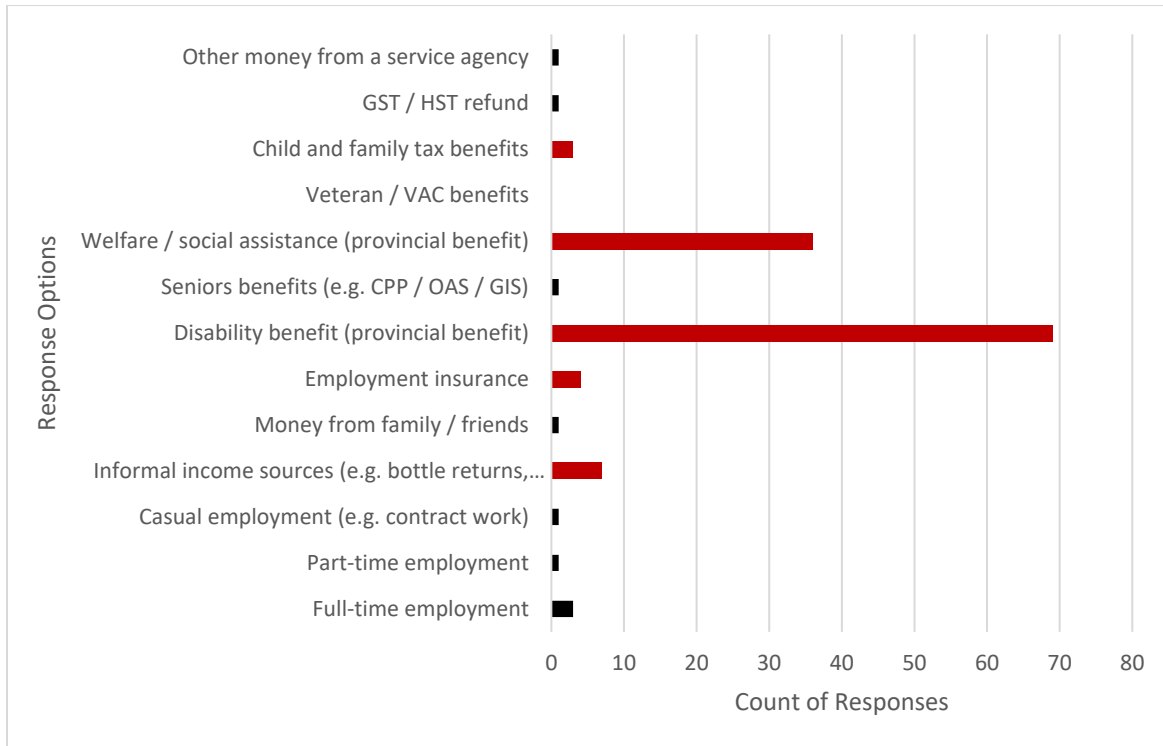


Figure 15. Sources of Income - Indigenous Respondents, 2021 Point in Time Survey (Hamilton, Ontario). The five most common responses are highlighted in red.

Appendices

Appendix A – Indigenous Magnet Event Promo Card



Coalition of Hamilton
Indigenous Leadership

in
partnership
with

The City of Hamilton

present the

2021 Indigenous Homelessness Social

November 17th, 2021
Beasley Park
11:00am - 7:00pm

Join us for food, gifts, and an
opportunity to drum, sing, and
speak with cultural advisors
Al Loft & Jackie Day

Complete a homelessness survey for a
\$15 Food Gift Card
Stop by our supply tent afterwards



Coalition of Hamilton
Indigenous Leadership

<https://www.chileadership.com/>

Native Women's Centre - 1-888-308-6559

Hamilton Regional Indian Centre - 905-548-9593

HRIC Foodbank Intake - 905-869-9593

34 Ottawa St N.



Appendix B – 2021 Point in Time Survey (Hamilton, Ontario)