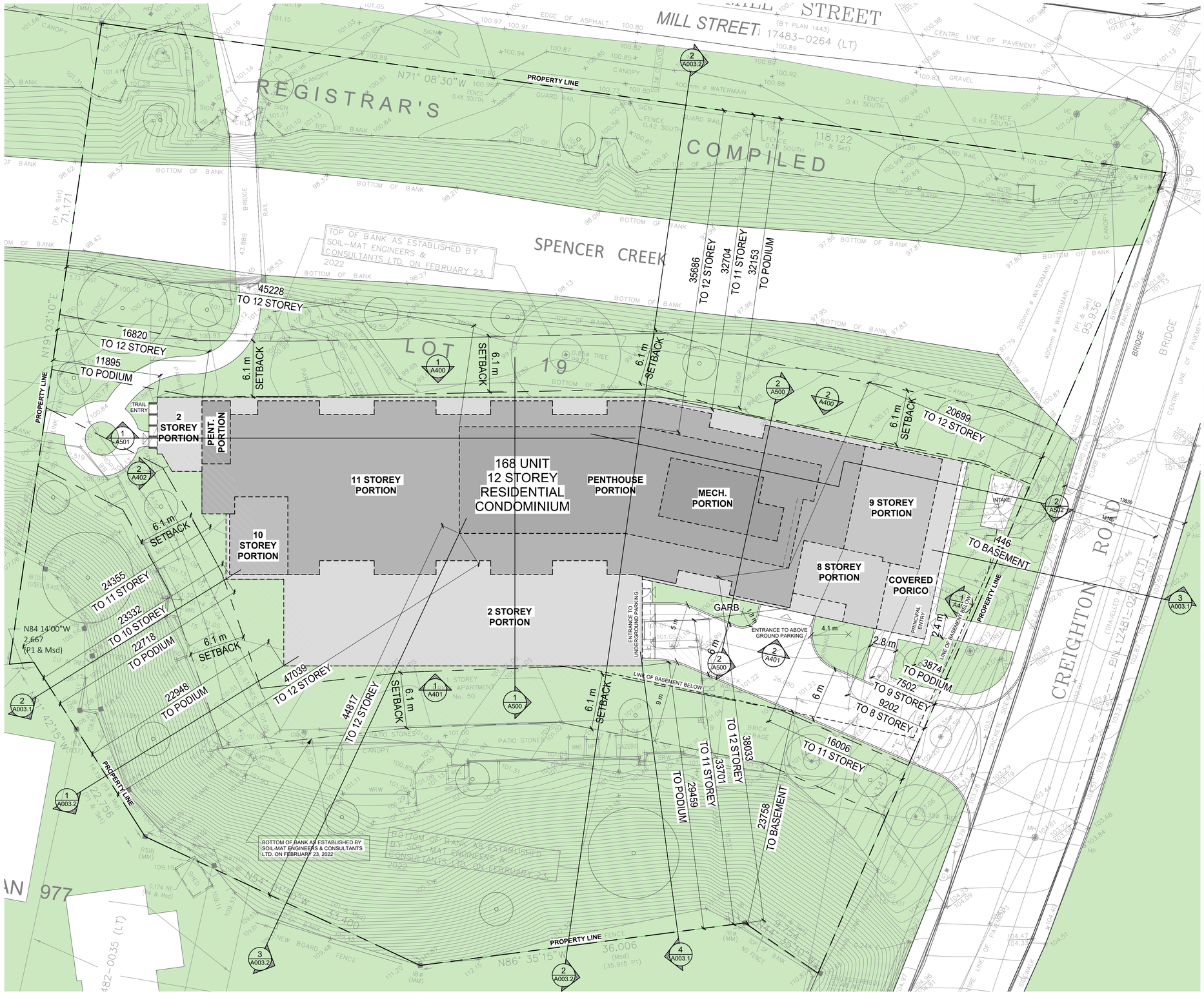


| SITE PARKING | | |
|---|---|---|
| Level | Parking Space Type | Count |
| UG PARKING C | Barrier-Free | 1 |
| UG PARKING C | Standard | 47 |
| Total Tenant Parking Spaces | | 48 |
| UG PARKING B | Barrier-Free | 1 |
| UG PARKING B | Standard | 45 |
| Total Tenant Parking Spaces | | 46 |
| UG PARKING A | Barrier-Free | 1 |
| UG PARKING A | Standard | 47 |
| Total Tenant Parking Spaces | | 48 |
| 1st FLOOR | Standard | 31 |
| Total Tenant Parking Spaces | | 31 |
| 2nd FLOOR | Standard | 31 |
| Total Tenant Parking Spaces | | 31 |
| Grand total | | 204 |

| BIKE SPACES & LOCKER COUNTS | | |
|---|---|---|
| Level | Comments | Count |
| Bike | | |
| 1st FLOOR | Bike | 100 |
| 2nd FLOOR | Bike | 24 |
| Total Tenant Bike Space: 124 | | |
| Locker | | |
| UG PARKING C | Locker | 43 |
| UG PARKING B | Locker | 82 |
| UG PARKING A | Locker | 34 |
| 2nd FLOOR | Locker | 46 |
| Total Tenant Lockers: 205 | | |

| GROSS FLOOR AREAS (GFA) | |
|---|---|
| Name | Area |
| Uunderground Parking "C" Area | 2458m² (±26,457.7ft²) |
| Uunderground Parking "B" Area | 2458m² (±26,457.7ft²) |
| Uunderground Parking "A" Area | 2458m² (±26,457.7ft²) |
| 1st Floor Area | 1970m² (±21,204.9ft²) |
| 2nd Floor Area | 1906m² (±20,516.0ft²) |
| 3rd - 7th Floor Area | 1399m² (±15,058.7ft²) |
| 8th Floor Area | 1335m² (±14,369.8ft²) |
| 9th Floor Area | 1228m² (±13,218ft²) |
| 10th Floor Area | 1228m² (±13,218ft²) |
| 11th Floor Area | 1228m² (±13,218ft²) |
| Rooftop Ameneties (Interior) | 469m² (±5,048.3ft²) |
| Rooftop Ameneties (Exterior) | 257m² (±2,766.3ft²) |
| GRAND TOTAL AREA | 23,733m² (255,459.9ft²) |

| SITE AREAS | | | |
|---|---|---|---|
| Description | Comments | Area | % |
| BUILDING FOOTPRINT | | | |
| BUILDING FOOTPRINT | BUILDING | 1974.5 m² | 21% |
| | | 1974.5 m² | 21% |
| HARD LANDSCAPE | | | |
| CONCRETE | SIDEWALK | 210.9 m² | 2% |
| ASPHALT | ROAD | 57.0 m² | 1% |
| GRAVEL | GRAVEL | 51.8 m² | 1% |
| CONCRETE | UNDERGROUND | 18.2 m² | 0% |
| CONCRETE | CURB | 9.8 m² | 0% |
| ASPHALT | ROAD | 227.2 m² | 2% |
| | | 574.9 m² | 6% |
| SOFT LANDSCAPE | | | |
| SOD | LANDSCAPE | 5754.2 m² | 60% |
| | | 5754.2 m² | 60% |
| SPENCER CREEK | | | |
| CREEK | SITE FEATURE | 1256.7 m² | 13% |
| | | 1256.7 m² | 13% |
| | | 9560.3 m² | 100% |

62 ABOVE GRADE GARAGE SPACES
142 UNDERGROUND GARAGE SPACES
204 TOTAL SPACES
168 UNITS IF 1.2 SPACES PER UNIT

205 LOCKERS
124 BIKE SPACES

# 168 UNIT RESIDENTIAL CONDOMINUM

## LOT AREA APPROX. 0.95 ACRES

1 / A001 SITE PLAN
1 : 200

CONTRACTOR MUST CHECK AND VERIFY ALL DIMENSIONS AND JOB CONDITIONS BEFORE PROCEEDING WITH WORK

ALL DRAWINGS MAY BE TO BE SUBJECT TO CHANGE DUE TO COMMENTS FROM MUNICIPAL DEPARTMENTS AND OTHER AGENCIES WITH AUTHOURITY

ALL DRAWINGS AND SPECIFICATIONS ARE THE PROPERTY OF THE ARCHITECTS AND MUST BE RETURNED AT THE COMPLETION OF THE WORK

THE CONTRACTOR WORKING FROM DRAWINGS NOT SPECIFICALLY MARKED FOR CONSTRUCTION MUST ASSUME FULL RESPONSIBILITY AND BEAR COSTS FOR ANY CORRECTIONS OR DAMAGES RESULTING FROM HIS OR HER WORK.

KEY TO DETAIL LOCATION
No. DETAIL NUMBER
No. DRAWING SHEET NUMBER

| DRAWING SETS ISSUED | No. | DATE (DD.MM.YY) | BY |
|---|---|---|---|
| DRIVEWAY GRADES | 1. | 07-07-2022 | - |
| 11 STOREY | 2. | 25-07-2022 | - |
| 12 STOREY | 3. | 10-08-2023 | - |
| ISSUED FOR COORDINATION | 4. | 12-09-2023 | - |

ALL PREVIOUS ISSUES OF THIS DRAWING ARE SUPERSEDED

| REVISIONS TO DRAWING | No. | DATE (DD.MM.YY) | BY |
|---|---|---|---|
| | 1. | | |

BUILDING PERMIT NUMBER:
NOT FOR CONSTRUCTION WITHOUT PERMIT

KNYMH
ARCHITECTURE • SOLUTIONS
KNYMH INC.
1006 SKYVIEW DRIVE • SUITE 101
BURLINGTON, ONTARIO • L7P 0V1
T 905.639.6595
F 905.639.0394
www.knymh.com info@knymh.com

PROJECT NORTH
TRUE NORTH

ONTARIO ASSOCIATION OF ARCHITECTS LICENCE

RESIDENTIAL CONDOMINIUM
50 CREIGHTON ROAD
DUNDAS, ONTARIO

DRAWING SHEET TITLE:
SITE PLAN

| DRAWING SCALE: | PROJECT NUMBER: |
|---|---|
| 1 : 200 | 22024 |

| DRAWN BY: | CHECKED BY: | DRAWING SHEET NUMBER: |
|---|---|---|
| Author | Checker | A001 |
| DRAWING VERSION: | | |
| PLOT DATE: | | |

TIMESTAMP 2023.10.18 3:20:55 PM FILEPATH: C:\Revit Local\22024_50 Creighton Rd_archiver\A001.rvt

2 A002 SITE PLAN Copy 1
1 : 300

NOTE:
SITE PLAN PROVIDED FOR REFERENCE PURPOSES ONLY. NO SITE SURVEYS OF ADJACENT PROPERTIES AVAILABLE. LOCATION OF NEIGHBORING PROPERTY LINES AND BUILDINGS APPROXIMATED FOR CONTEXTUAL PURPOSES ONLY.

CONTRACTOR MUST CHECK AND VERIFY ALL DIMENSIONS AND JOB CONDITIONS BEFORE PROCEEDING WITH WORK

ALL DRAWINGS MAY BE TO BE SUBJECT TO CHANGE DUE TO COMMENTS FROM MUNICIPAL DEPARTMENTS AND OTHER AGENCIES WITH AUTHOURITY

ALL DRAWINGS AND SPECIFICATIONS ARE THE PROPERTY OF THE ARCHITECTS AND MUST BE RETURNED AT THE COMPLETION OF THE WORK

THE CONTRACTOR WORKING FROM DRAWINGS NOT SPECIFICALLY MARKED FOR CONSTRUCTION MUST ASSUME FULL RESPONSIBILITY AND BEAR COSTS FOR ANY CORRECTIONS OR DAMAGES RESULTING FROM HIS OR HER WORK.

KEY TO DETAIL LOCATION

No. DETAIL NUMBER
No. DRAWING SHEET NUMBER

| DRAWING SETS ISSUED | No. | DATE (DD.MM.YY) | BY |
|---|---|---|---|
| DRIVEWAY GRADES | 1. | 07-07-2022 | - |
| 11 STOREY | 2. | 25-07-2022 | - |
| 12 STOREY | 3. | 10-08-2023 | - |
| ISSUED FOR COORDINATION | 4. | 12-09-2023 | - |

ALL PREVIOUS ISSUES OF THIS DRAWING ARE SUPERSEDED

| REVISIONS TO DRAWING | No. | DATE (DD.MM.YY) | BY |
|---|---|---|---|

BUILDING PERMIT NUMBER:
NOT FOR CONSTRUCTION WITHOUT PERMIT

KNYMH ARCHITECTURE • SOLUTIONS
KNYMH INC.
1006 SKYVIEW DRIVE • SUITE 101
BURLINGTON, ONTARIO • L7P 0V1
T 905.639.6595
F 905.639.0394
www.knymh.com info@knymh.com

PROJECT NORTH TRUE NORTH

ONTARIO ASSOCIATION OF ARCHITECTS LICENCE

RESIDENTIAL CONDOMINIUM
50 CREIGHTON ROAD
DUNDAS, ONTARIO

DRAWING SHEET TITLE:
CONTEXT PLAN

DRAWING SCALE: 1 : 300
PROJECT NUMBER: 22024

DRAWN BY: Author
CHECKED BY: Checker
DRAWING VERSION:
PLOT DATE:
DRAWING SHEET NUMBER: A002

TIME/STAMP: 2023.10.18 9:00:46 PM FILEPATH: C:\Revit Local\22024 - 50 Creighton Rd_michaelm9939K.rvt

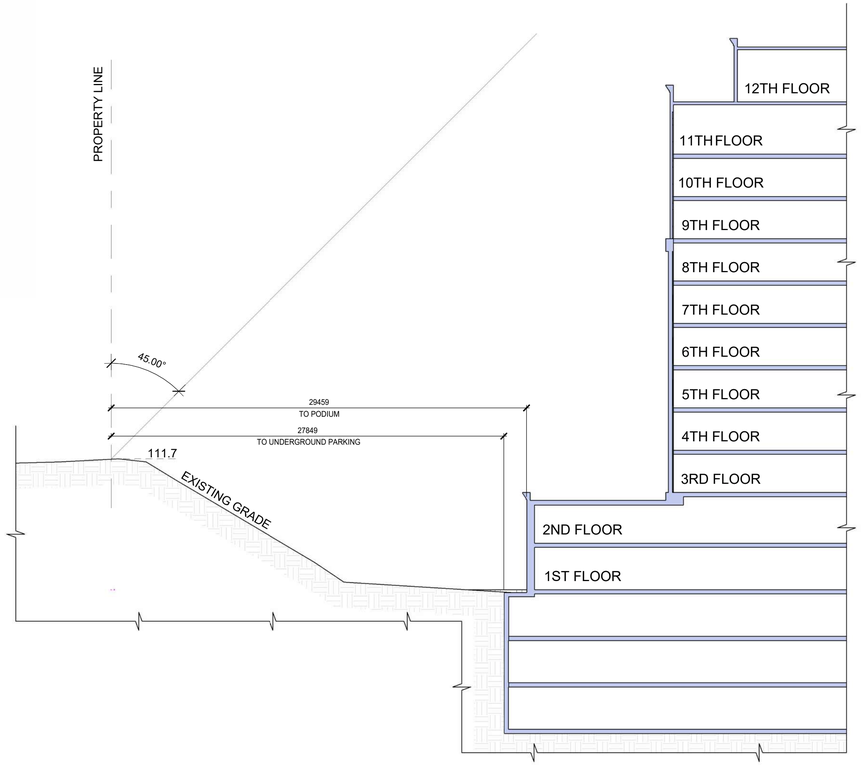


4 A003.1 BUILDING SECTION @ GRADE
1 : 200

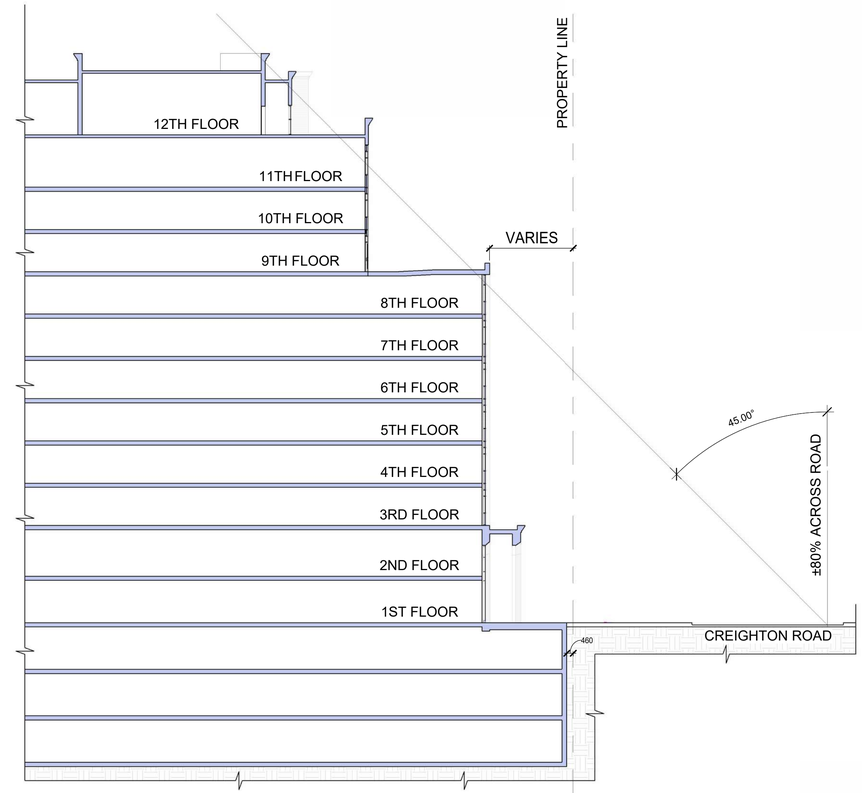


3 A003.1 BUILDING SECTION @ GRADE
1 : 200

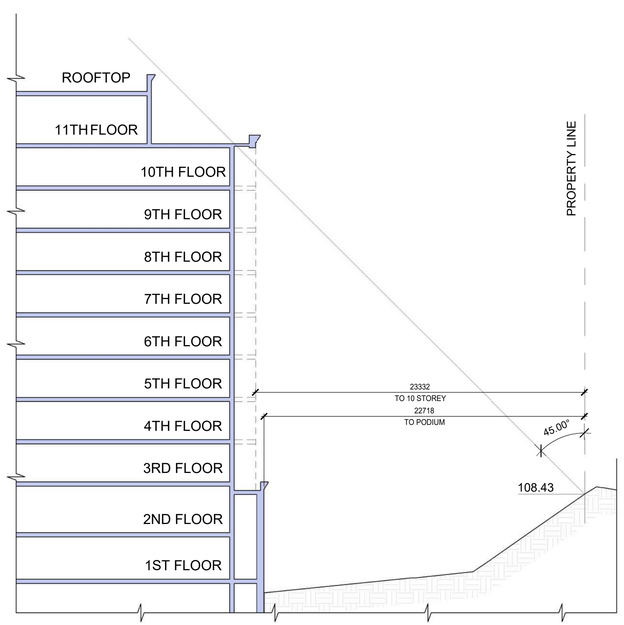


2 A003.1 BUILDING SECTION @ GRADE
1 : 200

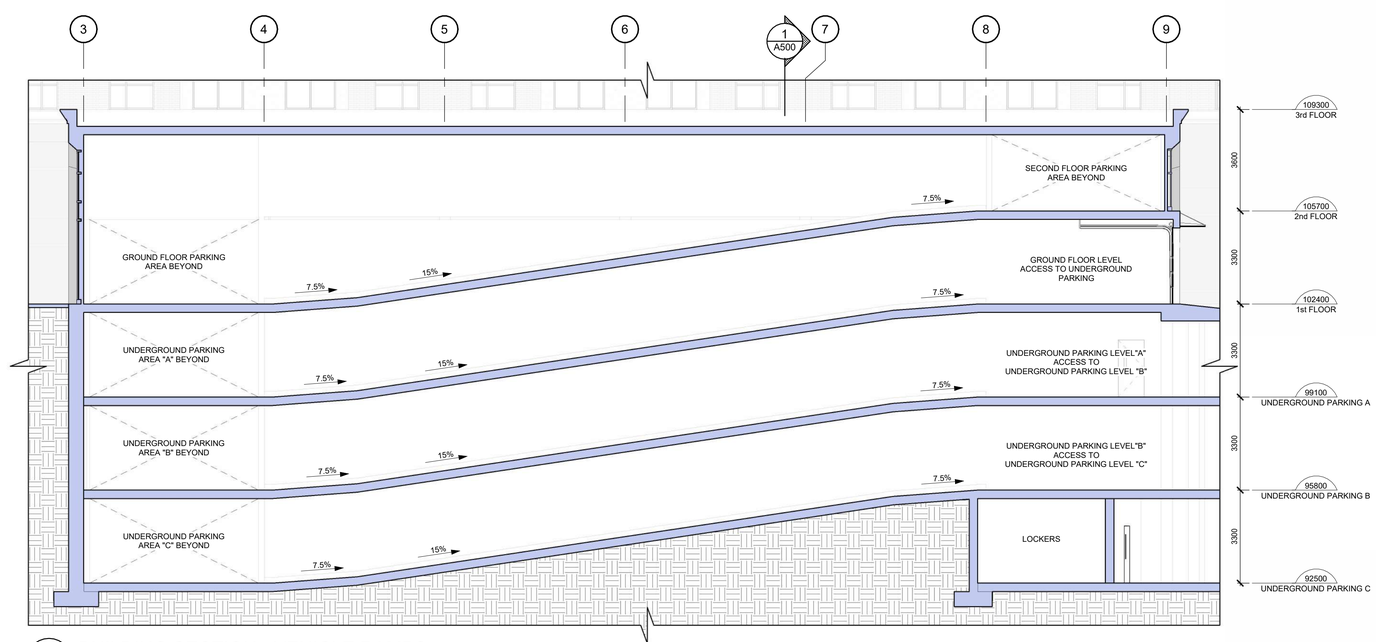


1 A003.1 BUILDING SECTION - VEHICLE RAMPS
1 : 100

CONTRACTOR MUST CHECK AND VERIFY ALL DIMENSIONS AND JOB CONDITIONS BEFORE PROCEEDING WITH WORK

ALL DRAWINGS MAY BE TO BE SUBJECT TO CHANGE DUE TO COMMENTS FROM MUNICIPAL DEPARTMENTS AND OTHER AGENCIES WITH AUTHOURITY

ALL DRAWINGS AND SPECIFICATIONS ARE THE PROPERTY OF THE ARCHITECTS AND MUST BE RETURNED AT THE COMPLETION OF THE WORK

THE CONTRACTOR WORKING FROM DRAWINGS NOT SPECIFICALLY MARKED FOR CONSTRUCTION' MUST ASSUME FULL RESPONSIBILITY AND BEAR COSTS FOR ANY CORRECTIONS OR DAMAGES RESULTING FROM HIS OR HER WORK.

KEY TO DETAIL LOCATION

No. DETAIL NUMBER
No. DRAWING SHEET NUMBER

| DRAWING SETS ISSUED | No. | DATE (DD.MM.YY) | BY |
|---|---|---|---|
| DRIVEWAY GRADES | 1. | 07-07-2022 | - |
| 11 STOREY | 2. | 25-07-2022 | - |
| 12 STOREY | 3. | 10-08-2023 | - |
| ISSUED FOR COORDINATION | 4. | 12-09-2023 | - |

ALL PREVIOUS ISSUES OF THIS DRAWING ARE SUPERSEDED

| REVISIONS TO DRAWING | No. | DATE (DD.MM.YY) | BY |
|---|---|---|---|

BUILDING PERMIT NUMBER:
NOT FOR CONSTRUCTION WITHOUT PERMIT

KNYMH
ARCHITECTURE • SOLUTIONS
KNYMH INC.
1006 SKYVIEW DRIVE • SUITE 101
BURLINGTON, ONTARIO • L7P 0V1
T 905.639.6595
F 905.639.0394
www.knymh.com info@knymh.com

PROJECT NORTH
TRUE NORTH

ONTARIO ASSOCIATION OF ARCHITECTS
LICENCE

# RESIDENTIAL CONDOMINIUM

50 CREIGHTON ROAD
DUNDAS, ONTARIO

DRAWING SHEET TITLE:
SITE SECTIONS

DRAWING SCALE: As indicated
PROJECT NUMBER: 22024
DRAWN BY: Author
CHECKED BY: Checker
DRAWING VERSION:
PLOT DATE:
DRAWING SHEET NUMBER: A003.1

TMESTAMP 2023-10-18 3:02:59 PM FILEPATH C:\Revit Local\22024 - 50 Creighton Rd_michaelw\A003X.rvt

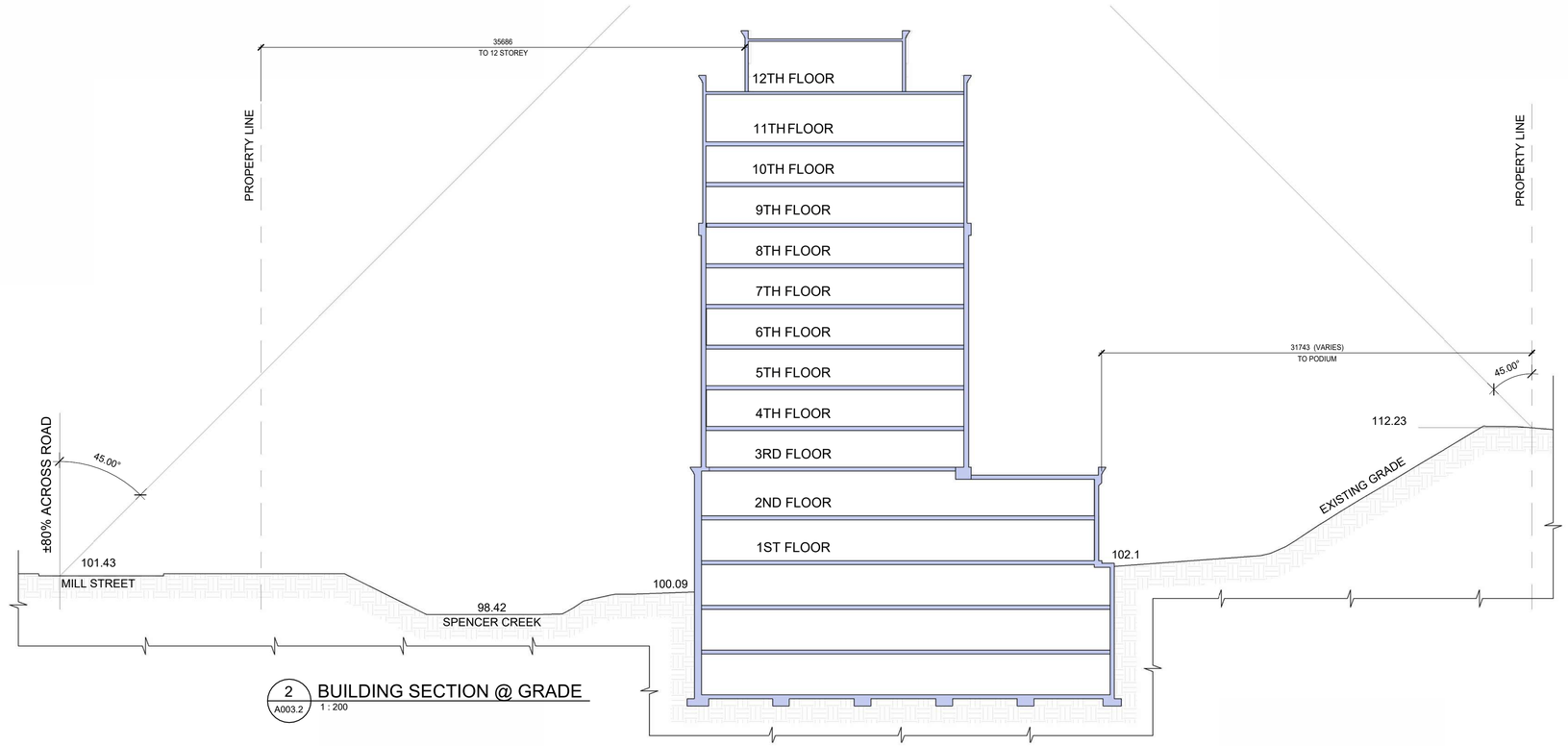


2 A003.2 BUILDING SECTION @ GRADE
1 : 200

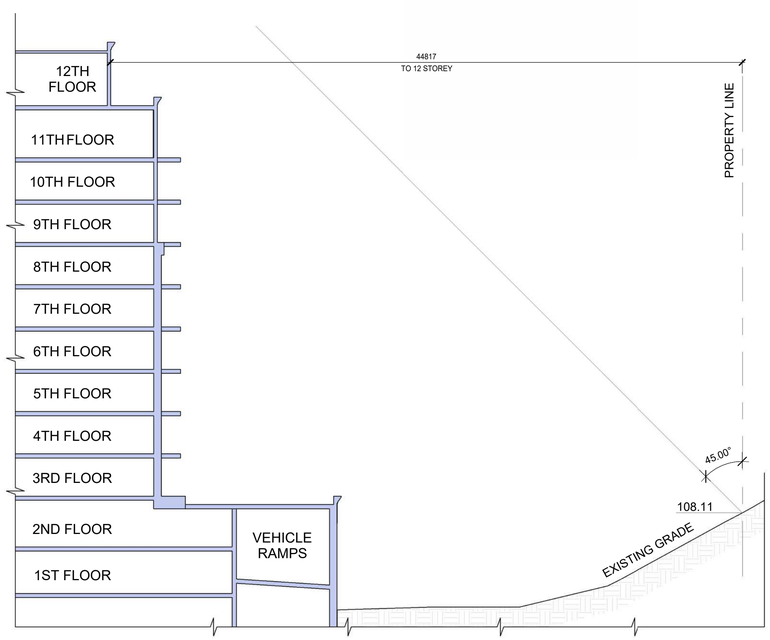


3 A003.2 BUILDING SECTION @ GRADE
1 : 200

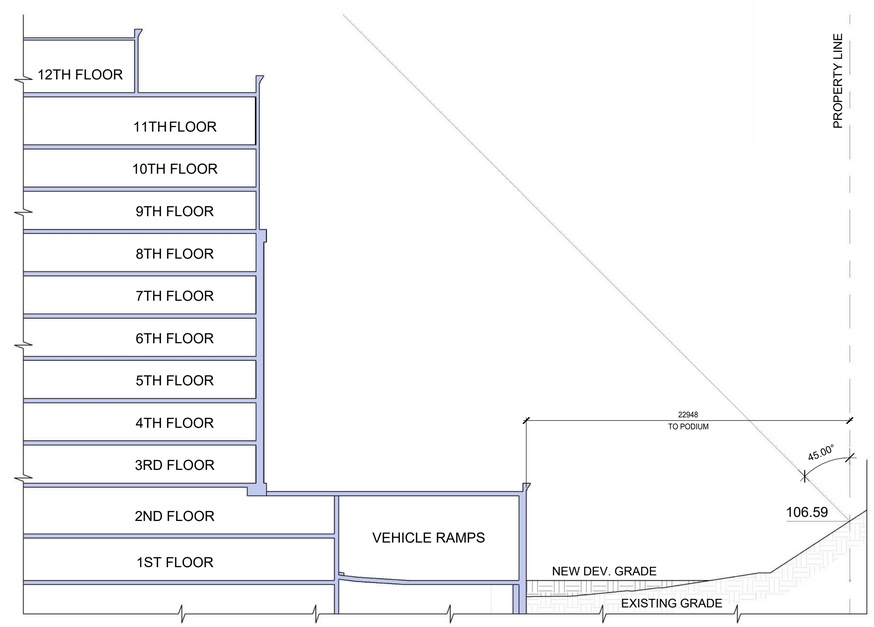


1 A003.2 BUILDING SECTION @ GRADE
1 : 200

CONTRACTOR MUST CHECK AND VERIFY ALL DIMENSIONS AND JOB CONDITIONS BEFORE PROCEEDING WITH WORK

ALL DRAWINGS MAY BE TO BE SUBJECT TO CHANGE DUE TO COMMENTS FROM MUNICIPAL DEPARTMENTS AND OTHER AGENCIES WITH AUTHOURITY

ALL DRAWINGS AND SPECIFICATIONS ARE THE PROPERTY OF THE ARCHITECTS AND MUST BE RETURNED AT THE COMPLETION OF THE WORK

THE CONTRACTOR WORKING FROM DRAWINGS NOT SPECIFICALLY MARKED FOR CONSTRUCTION' MUST ASSUME FULL RESPONSIBILITY AND BEAR COSTS FOR ANY CORRECTIONS OR DAMAGES RESULTING FROM HIS OR HER WORK.

KEY TO DETAIL LOCATION

No. / No. — DETAIL NUMBER / DRAWING SHEET NUMBER

| DRAWING SETS ISSUED | No. | DATE (DD.MM.YY) | BY |
|---|---|---|---|
| DRIVEWAY GRADES | 1. | 07-07-2022 | - |
| 11 STOREY | 2. | 25-07-2022 | - |
| 12 STOREY | 3. | 10-08-2023 | - |
| ISSUED FOR COORDINATION | 4. | 12-09-2023 | - |

ALL PREVIOUS ISSUES OF THIS DRAWING ARE SUPERSEDED

| REVISIONS TO DRAWING | No. | DATE (DD.MM.YY) | BY |
|---|---|---|---|

BUILDING PERMIT NUMBER:
NOT FOR CONSTRUCTION WITHOUT PERMIT

KNYMH
ARCHITECTURE • SOLUTIONS
KNYMH INC.
1006 SKYVIEW DRIVE • SUITE 101
BURLINGTON, ONTARIO • L7P 0V1
T 905.639.6595
F 905.639.0394
www.knymh.com info@knymh.com

PROJECT NORTH
TRUE NORTH

ONTARIO ASSOCIATION OF ARCHITECTS LICENCE

# RESIDENTIAL CONDOMINIUM

50 CREIGHTON ROAD
DUNDAS, ONTARIO

DRAWING SHEET TITLE:
SITE SECTIONS

DRAWING SCALE: 1 : 200
PROJECT NUMBER: 22024

DRAWN BY: Author
CHECKED BY: Checker
DRAWING VERSION:
PLOT DATE:
DRAWING SHEET NUMBER: A003.2

TIMESTAMP 2023-10-18 3:03:03 PM FILEPATH: C:\Revit Local\22024 - 50 Creighton Rd_michaelsNB2024_cvf

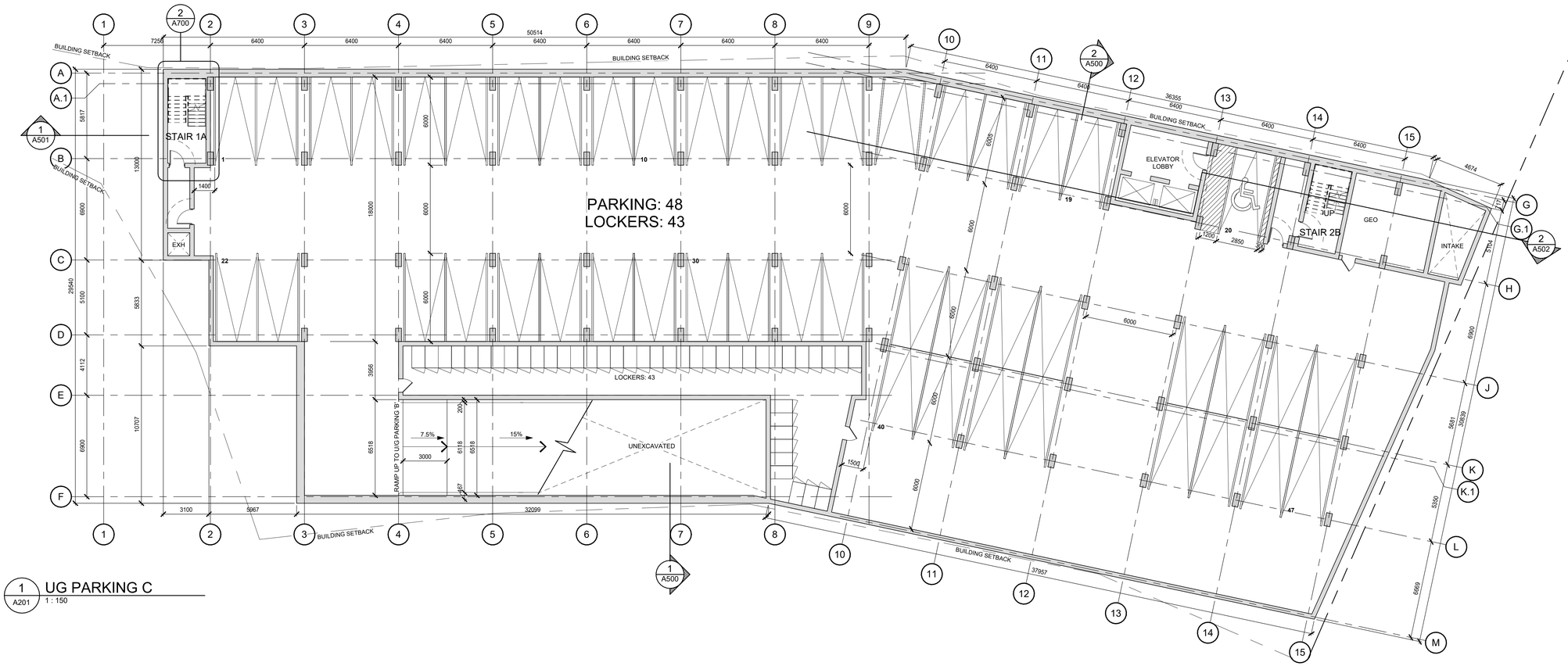


1 A201 UG PARKING C
1 : 150

| LEVEL | 1 BED SUITES | 1 BED + DEN SUITES | 2 BED SUITES | 2 BED + DEN SUITES | TOTAL SUITES | TOTAL AREA | COMMON AREA | SUITE AREA | PARKING SPACES | LOCKERS | INDOOR BIKES |
|---|---|---|---|---|---|---|---|---|---|---|---|
| 12TH FLOOR / PENTHOUSE | - - | - - | - - | - - | - - | 296 | 296 | - - | - - | - - | - - |
| 11TH FLOOR | 12 | 1 | 0 | 3 | 16 | 1063 | 150 | 913 | - - | - - | - - |
| 10TH FLOOR | 13 | 1 | 0 | 3 | 17 | 1115 | 152 | 963 | - - | - - | - - |
| 9TH FLOOR | 13 | 1 | 0 | 3 | 17 | 1115 | 152 | 963 | - - | - - | - - |
| 8TH FLOOR | 13 | 1 | 0 | 4 | 18 | 1199 | 152 | 1047 | - - | - - | - - |
| 7TH FLOOR | 16 | 1 | 0 | 3 | 20 | 1263 | 153 | 1110 | - - | - - | - - |
| 6TH FLOOR | 16 | 1 | 0 | 3 | 20 | 1263 | 153 | 1110 | - - | - - | - - |
| 5TH FLOOR | 16 | 1 | 0 | 3 | 20 | 1263 | 153 | 1110 | - - | - - | - - |
| 4TH FLOOR | 16 | 1 | 0 | 3 | 20 | 1263 | 153 | 1110 | - - | - - | - - |
| 3RD FLOOR | 16 | 1 | 0 | 3 | 20 | 1263 | 153 | 1110 | - - | - - | - - |
| 2ND FLOOR | - - | - - | - - | - - | - - | 250 | 250 | - - | 31 | 46 | 24 |
| 1ST FLOOR | - - | - - | - - | - - | - - | 331 | 331 | - - | 31 | - - | 100 |
| UNDERGROUND A | - - | - - | - - | - - | - - | - - | - - | - - | 48 | 43 | - - |
| UNDERGROUND B | - - | - - | - - | - - | - - | - - | - - | - - | 46 | 82 | - - |
| UNDERGROUND C | - - | - - | - - | - - | - - | - - | - - | - - | 48 | 43 | - - |
| TOTAL | 131 | 9 | 0 | 28 | 168 | 11,684m² | 2,248m² | 8,536m² | 204 | 205 | 124 |

## LEGEND

FIRE SEPARATIONS:

- 3/4 HOUR FIRE SEPARATION
- 1.0 HOUR FIRE SEPARATION
- 1.5 HOUR FIRE SEPARATION
- 2.0 HOUR FIRE SEPARATION

REFLECTED CEILINGS:

- TYPICAL GYPSUM BULKHEAD — MINIMUM 2100mm A.F.F. SEE A016 - CEILING TYPES. Coordinate ceilings in common areas w/ Interior Design dwgs
- INSULATED BULKHEAD — MINIMUM 2100mm A.F.F. SEE A016 - CEILING TYPES
- TYPICAL GYPSUM BULKHEAD — MINIMUM 2100mm A.F.F. SEE A016 - CEILING TYPES

CONSTRUCTION TAGS:

- 101 WINDOW TAGS — SEE A015 - WALL TYPES
- 1 CEILING TAGS — SEE A016 - CEILING TYPES
- 101 ROOM TAGS — SEE A900 - ROOM SCHEDULE
- 101 DOOR TAGS — SEE A910 - DOOR SCHEDULE
- WINDOW TAGS — SEE A920 - WINDOW ELEVATIONS
- 001 LOCKER NUMBERS
- A001 PARKING NUMBERS

NOTE: ALL DIMENSIONS SHOWN ON 200 SERIES DRAWINGS ARE TO FINISHED FACE OF GYPSUM BOARD UNLESS NOTED OTHERWISE

CONTRACTOR MUST CHECK AND VERIFY ALL DIMENSIONS AND JOB CONDITIONS BEFORE PROCEEDING WITH WORK

ALL DRAWINGS MAY BE TO BE SUBJECT TO CHANGE DUE TO COMMENTS FROM MUNICIPAL DEPARTMENTS AND OTHER AGENCIES WITH AUTHOURITY

ALL DRAWINGS AND SPECIFICATIONS ARE THE PROPERTY OF THE ARCHITECTS AND MUST BE RETURNED AT THE COMPLETION OF THE WORK

THE CONTRACTOR WORKING FROM DRAWINGS NOT SPECIFICALLY MARKED FOR CONSTRUCTION' MUST ASSUME FULL RESPONSIBILITY AND BEAR COSTS FOR ANY CORRECTIONS OR DAMAGES RESULTING FROM HIS OR HER WORK.

KEY TO DETAIL LOCATION

No. DETAIL NUMBER
No. DRAWING SHEET NUMBER

| DRAWING SETS ISSUED | No. | DATE (DD.MM.YY) | BY |
|---|---|---|---|
| DRIVEWAY GRADES | 1. | 07-07-2022 | - |
| 11 STOREY | 2. | 25-07-2022 | - |
| 12 STOREY | 3. | 10-08-2023 | - |
| ISSUED FOR COORDINATION | 4. | 12-09-2023 | - |

ALL PREVIOUS ISSUES OF THIS DRAWING ARE SUPERSEDED

| REVISIONS TO DRAWING | No. | DATE (DD.MM.YY) | BY |
|---|---|---|---|

BUILDING PERMIT NUMBER:
NOT FOR CONSTRUCTION WITHOUT PERMIT

KNYMH
ARCHITECTURE • SOLUTIONS
KNYMH INC.
1006 SKYVIEW DRIVE • SUITE 101
BURLINGTON, ONTARIO • L7P 0V1
T 905.639.6595
F 905.639.0394
www.knymh.com info@knymh.com

PROJECT NORTH
TRUE NORTH

ONTARIO ASSOCIATION OF ARCHITECTS LICENCE

# RESIDENTIAL CONDOMINIUM

50 CREIGHTON ROAD
DUNDAS, ONTARIO

DRAWING SHEET TITLE:
UNDERGROUND PARKING - C

DRAWING SCALE: As indicated
PROJECT NUMBER: 22024

DRAWN BY: Author
CHECKED BY: Checker
DRAWING VERSION:
PLOT DATE:

DRAWING SHEET NUMBER: A201

TIMESTAMP 2023.10.18 3:03:04 PM FILEPATH: C:\Revit Local\22024 - 50 Creighton Rd. york-admin3@24K.rvt

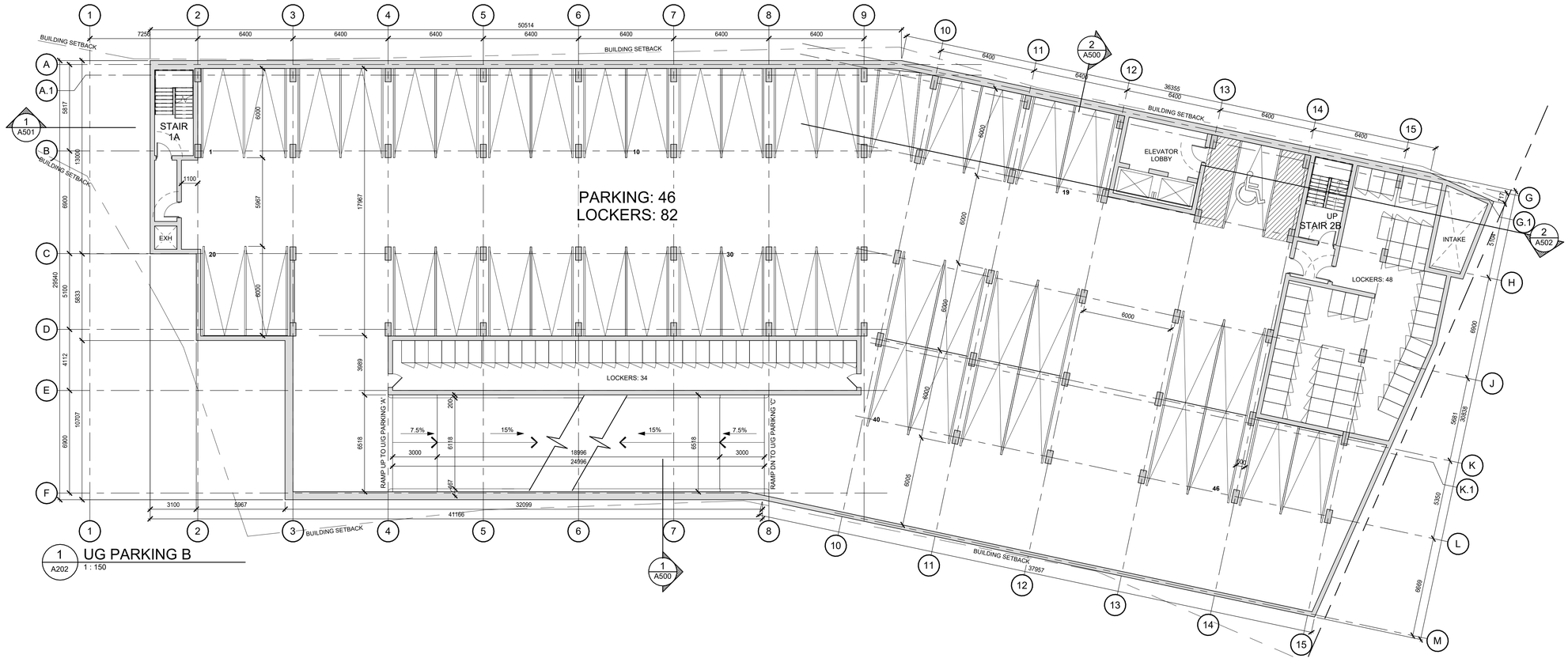


1 A202 UG PARKING B
1 : 150

| LEVEL | 1 BED SUITES | 1 BED + DEN SUITES | 2 BED SUITES | 2 BED + DEN SUITES | TOTAL SUITES | TOTAL AREA | COMMON AREA | SUITE AREA | PARKING SPACES | LOCKERS | INDOOR BIKES |
|---|---|---|---|---|---|---|---|---|---|---|---|
| 12TH FLOOR / PENTHOUSE | - - | - - | - - | - - | - - | 296 | 296 | - - | - - | - - | - - |
| 11TH FLOOR | 12 | 1 | 0 | 3 | 16 | 1063 | 150 | 913 | - - | - - | - - |
| 10TH FLOOR | 13 | 1 | 0 | 3 | 17 | 1115 | 152 | 963 | - - | - - | - - |
| 9TH FLOOR | 13 | 1 | 0 | 3 | 17 | 1115 | 152 | 963 | - - | - - | - - |
| 8TH FLOOR | 13 | 1 | 0 | 4 | 18 | 1199 | 152 | 1047 | - - | - - | - - |
| 7TH FLOOR | 16 | 1 | 0 | 3 | 20 | 1263 | 153 | 1110 | - - | - - | - - |
| 6TH FLOOR | 16 | 1 | 0 | 3 | 20 | 1263 | 153 | 1110 | - - | - - | - - |
| 5TH FLOOR | 16 | 1 | 0 | 3 | 20 | 1263 | 153 | 1110 | - - | - - | - - |
| 4TH FLOOR | 16 | 1 | 0 | 3 | 20 | 1263 | 153 | 1110 | - - | - - | - - |
| 3RD FLOOR | 16 | 1 | 0 | 3 | 20 | 1263 | 153 | 1110 | - - | - - | - - |
| 2ND FLOOR | - - | - - | - - | - - | - - | 250 | 250 | - - | 31 | 46 | 24 |
| 1ST FLOOR | - - | - - | - - | - - | - - | 331 | 331 | - - | 31 | - - | 100 |
| UNDERGROUND A | - - | - - | - - | - - | - - | - - | - - | - - | 48 | 43 | - - |
| UNDERGROUND B | - - | - - | - - | - - | - - | - - | - - | - - | 46 | 82 | - - |
| UNDERGROUND C | - - | - - | - - | - - | - - | - - | - - | - - | 48 | 43 | - - |
| TOTAL | 131 | 9 | 0 | 28 | 168 | 11,684m² | 2,248m² | 8,536m² | 204 | 205 | 124 |

## LEGEND

FIRE SEPARATIONS:

- 3/4 HOUR FIRE SEPARATION
- 1.0 HOUR FIRE SEPARATION
- 1.5 HOUR FIRE SEPARATION
- 2.0 HOUR FIRE SEPARATION

REFLECTED CEILINGS:

- TYPICAL GYPSUM BULKHEAD — MINIMUM 2100mm A.F.F. SEE A016 - CEILING TYPES. Coordinate ceilings in common areas w/ Interior Design dwgs.
- INSULATED BULKHEAD — MINIMUM 2100mm A.F.F. SEE A016 - CEILING TYPES
- TYPICAL GYPSUM BULKHEAD — MINIMUM 2100mm A.F.F. SEE A016 - CEILING TYPES

CONSTRUCTION TAGS:

- 101 WINDOW TAGS — SEE A015 - WALL TYPES
- 1 CEILING TAGS — SEE A016 - CEILING TYPES
- 101 ROOM TAGS — SEE A900 - ROOM SCHEDULE
- 101 DOOR TAGS — SEE A910 - DOOR SCHEDULE
- WINDOW TAGS — SEE A920 - WINDOW ELEVATIONS
- 001 LOCKER NUMBERS
- A001 PARKING NUMBERS

NOTE: ALL DIMENSIONS SHOWN ON 200 SERIES DRAWINGS ARE TO FINISHED FACE OF GYPSUM BOARD UNLESS NOTED OTHERWISE

CONTRACTOR MUST CHECK AND VERIFY ALL DIMENSIONS AND JOB CONDITIONS BEFORE PROCEEDING WITH WORK

ALL DRAWINGS MAY BE TO BE SUBJECT TO CHANGE DUE TO COMMENTS FROM MUNICIPAL DEPARTMENTS AND OTHER AGENCIES WITH AUTHOURITY

ALL DRAWINGS AND SPECIFICATIONS ARE THE PROPERTY OF THE ARCHITECTS AND MUST BE RETURNED AT THE COMPLETION OF THE WORK

THE CONTRACTOR WORKING FROM DRAWINGS NOT SPECIFICALLY MARKED FOR CONSTRUCTION' MUST ASSUME FULL RESPONSIBILITY AND BEAR COSTS FOR ANY CORRECTIONS OR DAMAGES RESULTING FROM HIS OR HER WORK.

KEY TO DETAIL LOCATION

No. DETAIL NUMBER
No. DRAWING SHEET NUMBER

| DRAWING SETS ISSUED | No. | DATE (DD.MM.YY) | BY |
|---|---|---|---|
| DRIVEWAY GRADES | 1. | 07-07-2022 | - |
| 11 STOREY | 2. | 25-07-2022 | - |
| 12 STOREY | 3. | 10-08-2023 | - |
| ISSUED FOR COORDINATION | 4. | 12-09-2023 | - |

ALL PREVIOUS ISSUES OF THIS DRAWING ARE SUPERSEDED

| REVISIONS TO DRAWING | No. | DATE (DD.MM.YY) | BY |
|---|---|---|---|

BUILDING PERMIT NUMBER:
NOT FOR CONSTRUCTION WITHOUT PERMIT

KNYMH ARCHITECTURE • SOLUTIONS
KNYMH INC.
1006 SKYVIEW DRIVE • SUITE 101
BURLINGTON, ONTARIO • L7P 0V1
T 905.639.6595
F 905.639.0394
www.knymh.com info@knymh.com

PROJECT NORTH — TRUE NORTH

ONTARIO ASSOCIATION OF ARCHITECTS LICENCE

# RESIDENTIAL CONDOMINIUM

50 CREIGHTON ROAD
DUNDAS, ONTARIO

DRAWING SHEET TITLE:
UNDERGROUND PARKING - B

DRAWING SCALE: As indicated
PROJECT NUMBER: 22024
DRAWN BY: Author
CHECKED BY: Checker
DRAWING VERSION:
PLOT DATE:
DRAWING SHEET NUMBER: A202

TIMESTAMP 2023-10-18 3:03:06 PM FILEPATH C:\Revit\Local\22024 - 50 Creighton Rd_michaelm\A202K.rvt

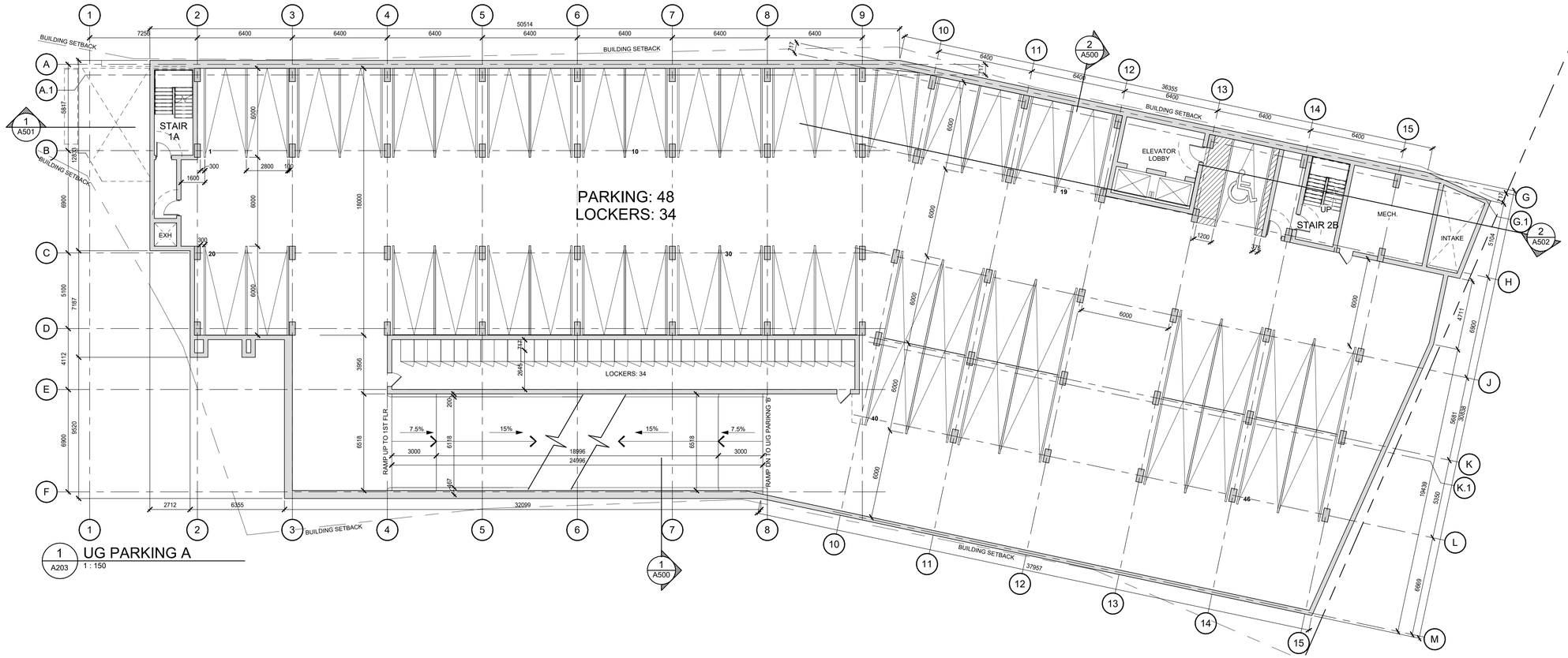


1 A203 UG PARKING A
1 : 150

| LEVEL | 1 BED SUITES | 1 BED + DEN SUITES | 2 BED SUITES | 2 BED + DEN SUITES | TOTAL SUITES | TOTAL AREA | COMMON AREA | SUITE AREA | PARKING SPACES | LOCKERS | INDOOR BIKES |
|---|---|---|---|---|---|---|---|---|---|---|---|
| 12TH FLOOR / PENTHOUSE | - - | - - | - - | - - | - - | 296 | 296 | - - | - - | - - | - - |
| 11TH FLOOR | 12 | 1 | 0 | 3 | 16 | 1063 | 150 | 913 | - - | - - | - - |
| 10TH FLOOR | 13 | 1 | 0 | 3 | 17 | 1115 | 152 | 963 | - - | - - | - - |
| 9TH FLOOR | 13 | 1 | 0 | 3 | 17 | 1115 | 152 | 963 | - - | - - | - - |
| 8TH FLOOR | 13 | 1 | 0 | 4 | 18 | 1199 | 152 | 1047 | - - | - - | - - |
| 7TH FLOOR | 16 | 1 | 0 | 3 | 20 | 1263 | 153 | 1110 | - - | - - | - - |
| 6TH FLOOR | 16 | 1 | 0 | 3 | 20 | 1263 | 153 | 1110 | - - | - - | - - |
| 5TH FLOOR | 16 | 1 | 0 | 3 | 20 | 1263 | 153 | 1110 | - - | - - | - - |
| 4TH FLOOR | 16 | 1 | 0 | 3 | 20 | 1263 | 153 | 1110 | - - | - - | - - |
| 3RD FLOOR | 16 | 1 | 0 | 3 | 20 | 1263 | 153 | 1110 | - - | - - | - - |
| 2ND FLOOR | - - | - - | - - | - - | - - | 250 | 250 | - - | 31 | 46 | 24 |
| 1ST FLOOR | - - | - - | - - | - - | - - | 331 | 331 | - - | 31 | - - | 100 |
| UNDERGROUND A | - - | - - | - - | - - | - - | - - | - - | - - | 48 | 43 | - - |
| UNDERGROUND B | - - | - - | - - | - - | - - | - - | - - | - - | 46 | 82 | - - |
| UNDERGROUND C | - - | - - | - - | - - | - - | - - | - - | - - | 48 | 43 | - - |
| TOTAL | 131 | 9 | 0 | 28 | 168 | 11,684m² | 2,248m² | 8,536m² | 204 | 205 | 124 |

## LEGEND

FIRE SEPARATIONS:

- 3/4 HOUR FIRE SEPARATION
- 1.0 HOUR FIRE SEPARATION
- 1.5 HOUR FIRE SEPARATION
- 2.0 HOUR FIRE SEPARATION

REFLECTED CEILINGS:

- TYPICAL GYPSUM BULKHEAD — MINIMUM 2100mm A.F.F. SEE A016 - CEILING TYPES. Coordinate ceilings in common areas w/ Interior Design dwgs
- INSULATED BULKHEAD — MINIMUM 2100mm A.F.F. SEE A016 - CEILING TYPES
- TYPICAL GYPSUM BULKHEAD — MINIMUM 2100mm A.F.F. SEE A016 - CEILING TYPES

CONSTRUCTION TAGS:

- 101 WINDOW TAGS — SEE A015 - WALL TYPES
- 1 CEILING TAGS — SEE A016 - CEILING TYPES
- 101 ROOM TAGS — SEE A900 - ROOM SCHEDULE
- 101 DOOR TAGS — SEE A910 - DOOR SCHEDULE
- WINDOW TAGS — SEE A920 - WINDOW ELEVATIONS
- 001 LOCKER NUMBERS
- A001 PARKING NUMBERS

NOTE: ALL DIMENSIONS SHOWN ON 200 SERIES DRAWINGS ARE TO FINISHED FACE OF GYPSUM BOARD UNLESS NOTED OTHERWISE

CONTRACTOR MUST CHECK AND VERIFY ALL DIMENSIONS AND JOB CONDITIONS BEFORE PROCEEDING WITH WORK

ALL DRAWINGS MAY BE TO BE SUBJECT TO CHANGE DUE TO COMMENTS FROM MUNICIPAL DEPARTMENTS AND OTHER AGENCIES WITH AUTHOURITY

ALL DRAWINGS AND SPECIFICATIONS ARE THE PROPERTY OF THE ARCHITECTS AND MUST BE RETURNED AT THE COMPLETION OF THE WORK

THE CONTRACTOR WORKING FROM DRAWINGS NOT SPECIFICALLY MARKED FOR CONSTRUCTION' MUST ASSUME FULL RESPONSIBILITY AND BEAR COSTS FOR ANY CORRECTIONS OR DAMAGES RESULTING FROM HIS OR HER WORK.

KEY TO DETAIL LOCATION

No. DETAIL NUMBER
No. DRAWING SHEET NUMBER

| DRAWING SETS ISSUED | No. | DATE (DD.MM.YY) | BY |
|---|---|---|---|
| DRIVEWAY GRADES | 1. | 07-07-2022 | - |
| 11 STOREY | 2. | 25-07-2022 | - |
| 12 STOREY | 3. | 10-08-2023 | - |
| ISSUED FOR COORDINATION | 4. | 12-09-2023 | - |

ALL PREVIOUS ISSUES OF THIS DRAWING ARE SUPERSEDED

| REVISIONS TO DRAWING | No. | DATE (DD.MM.YY) | BY |
|---|---|---|---|

BUILDING PERMIT NUMBER:
NOT FOR CONSTRUCTION WITHOUT PERMIT

KNYMH
ARCHITECTURE • SOLUTIONS
KNYMH INC.
1006 SKYVIEW DRIVE • SUITE 101
BURLINGTON, ONTARIO • L7P 0V1
T 905.639.6595
F 905.639.0394
www.knymh.com info@knymh.com

PROJECT NORTH
TRUE NORTH

ONTARIO ASSOCIATION OF ARCHITECTS LICENCE

# RESIDENTIAL CONDOMINIUM

50 CREIGHTON ROAD
DUNDAS, ONTARIO

DRAWING SHEET TITLE:
UNDERGROUND PARKING - A

DRAWING SCALE: As indicated
PROJECT NUMBER: 22024

DRAWN BY: Author
CHECKED BY: Checker
DRAWING VERSION:
PLOT DATE:

DRAWING SHEET NUMBER: A203

TIMESTAMP 2023.10.18 3:03:06 PM FILEPATH: C:\Revit Local\22024 - 50 Creighton Rd. - mchaverin\9034K.rvt

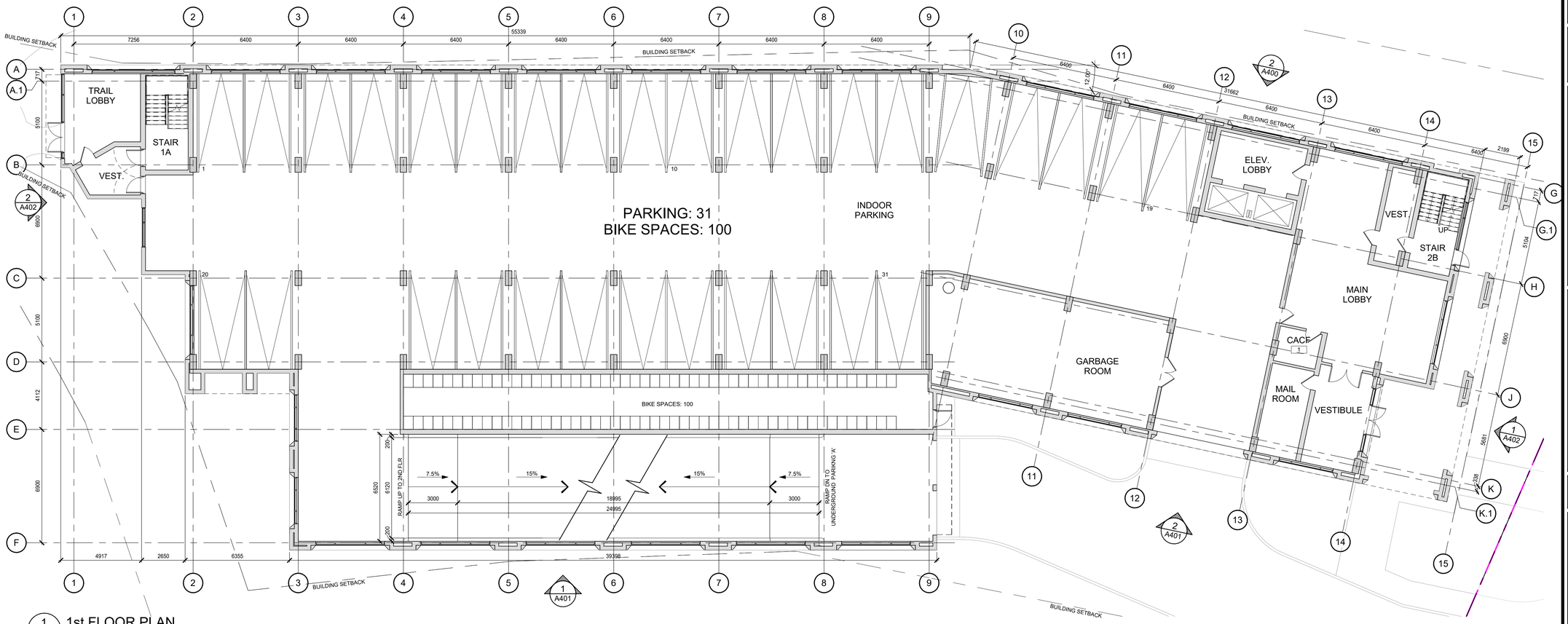


1 A204 **1st FLOOR PLAN**
1 : 125

| LEVEL | 1 BED SUITES | 1 BED + DEN SUITES | 2 BED SUITES | 2 BED + DEN SUITES | TOTAL SUITES | TOTAL AREA | COMMON AREA | SUITE AREA | PARKING SPACES | LOCKERS | INDOOR BIKES |
|---|---|---|---|---|---|---|---|---|---|---|---|
| 12TH FLOOR / PENTHOUSE | - - | - - | - - | - - | - - | 296 | 296 | - - | - - | - - | - - |
| 11TH FLOOR | 12 | 1 | 0 | 3 | 16 | 1063 | 150 | 913 | - - | - - | - - |
| 10TH FLOOR | 13 | 1 | 0 | 3 | 17 | 1115 | 152 | 963 | - - | - - | - - |
| 9TH FLOOR | 13 | 1 | 0 | 3 | 17 | 1115 | 152 | 963 | - - | - - | - - |
| 8TH FLOOR | 13 | 1 | 0 | 4 | 18 | 1199 | 152 | 1047 | - - | - - | - - |
| 7TH FLOOR | 16 | 1 | 0 | 3 | 20 | 1263 | 153 | 1110 | - - | - - | - - |
| 6TH FLOOR | 16 | 1 | 0 | 3 | 20 | 1263 | 153 | 1110 | - - | - - | - - |
| 5TH FLOOR | 16 | 1 | 0 | 3 | 20 | 1263 | 153 | 1110 | - - | - - | - - |
| 4TH FLOOR | 16 | 1 | 0 | 3 | 20 | 1263 | 153 | 1110 | - - | - - | - - |
| 3RD FLOOR | 16 | 1 | 0 | 3 | 20 | 1263 | 153 | 1110 | - - | - - | - - |
| 2ND FLOOR | - - | - - | - - | - - | - - | 250 | 250 | - - | 31 | 46 | 24 |
| 1ST FLOOR | - - | - - | - - | - - | - - | 331 | 331 | - - | 31 | - - | 100 |
| UNDERGROUND A | - - | - - | - - | - - | - - | - - | - - | - - | 48 | 43 | - - |
| UNDERGROUND B | - - | - - | - - | - - | - - | - - | - - | - - | 46 | 82 | - - |
| UNDERGROUND C | - - | - - | - - | - - | - - | - - | - - | - - | 48 | 43 | - - |
| TOTAL | 131 | 9 | 0 | 28 | 168 | 11,684m² | 2,248m² | 8,536m² | 204 | 205 | 124 |

## LEGEND

FIRE SEPARATIONS:
- 3/4 HOUR FIRE SEPARATION
- 1.0 HOUR FIRE SEPARATION
- 1.5 HOUR FIRE SEPARATION
- 2.0 HOUR FIRE SEPARATION

REFLECTED CEILINGS:
- TYPICAL GYPSUM BULKHEAD — MINIMUM 2100mm A.F.F. SEE A016 - CEILING TYPES. Coordinate ceilings in common areas w/ Interior Design dwgs.
- INSULATED BULKHEAD — MINIMUM 2100mm A.F.F. SEE A016 - CEILING TYPES
- TYPICAL GYPSUM BULKHEAD — MINIMUM 2100mm A.F.F. SEE A016 - CEILING TYPES

CONSTRUCTION TAGS:
- 101 WINDOW TAGS — SEE A015 - WALL TYPES
- 1 CEILING TAGS — SEE A016 - CEILING TYPES
- 101 ROOM TAGS — SEE A900 - ROOM SCHEDULE
- 101 DOOR TAGS — SEE A910 - DOOR SCHEDULE
- WINDOW TAGS — SEE A920 - WINDOW ELEVATIONS
- 001 LOCKER NUMBERS
- A001 PARKING NUMBERS

NOTE: ALL DIMENSIONS SHOWN ON 200 SERIES DRAWINGS ARE TO FINISHED FACE OF GYPSUM BOARD UNLESS NOTED OTHERWISE

CONTRACTOR MUST CHECK AND VERIFY ALL DIMENSIONS AND JOB CONDITIONS BEFORE PROCEEDING WITH WORK

ALL DRAWINGS MAY BE TO BE SUBJECT TO CHANGE DUE TO COMMENTS FROM MUNICIPAL DEPARTMENTS AND OTHER AGENCIES WITH AUTHOURITY

ALL DRAWINGS AND SPECIFICATIONS ARE THE PROPERTY OF THE ARCHITECTS AND MUST BE RETURNED AT THE COMPLETION OF THE WORK

THE CONTRACTOR WORKING FROM DRAWINGS NOT SPECIFICALLY MARKED FOR CONSTRUCTION MUST ASSUME FULL RESPONSIBILITY AND BEAR COSTS FOR ANY CORRECTIONS OR DAMAGES RESULTING FROM HIS OR HER WORK.

KEY TO DETAIL LOCATION
No. DETAIL NUMBER
No. DRAWING SHEET NUMBER

| DRAWING SETS ISSUED | No. | DATE (DD.MM.YY) | BY |
|---|---|---|---|
| DRIVEWAY GRADES | 1. | 07-07-2022 | - |
| 11 STOREY | 2. | 25-07-2022 | - |
| 12 STOREY | 3. | 10-08-2023 | - |
| ISSUED FOR COORDINATION | 4. | 12-09-2023 | - |

ALL PREVIOUS ISSUES OF THIS DRAWING ARE SUPERSEDED

| REVISIONS TO DRAWING | No. | DATE (DD.MM.YY) | BY |
|---|---|---|---|

BUILDING PERMIT NUMBER:
NOT FOR CONSTRUCTION WITHOUT PERMIT

KNYMH ARCHITECTURE • SOLUTIONS
KNYMH INC.
1006 SKYVIEW DRIVE • SUITE 101
BURLINGTON, ONTARIO • L7P 0V1
T 905.639.6595
F 905.639.0394
www.knymh.com info@knymh.com

PROJECT NORTH / TRUE NORTH

ONTARIO ASSOCIATION OF ARCHITECTS LICENCE

# RESIDENTIAL CONDOMINIUM

50 CREIGHTON ROAD
DUNDAS, ONTARIO

DRAWING SHEET TITLE:
1st FLOOR PLAN

DRAWING SCALE: As indicated
PROJECT NUMBER: 22024
DRAWN BY: Author
CHECKED BY: Checker
DRAWING VERSION: 000
PLOT DATE:
DRAWING SHEET NUMBER: A204

TIMESTAMP 2023.10.18 9:03:07 PM FILEPATH: C:\Revit Local\22024 - 50 Creighton Rd_northern\A204.rvt

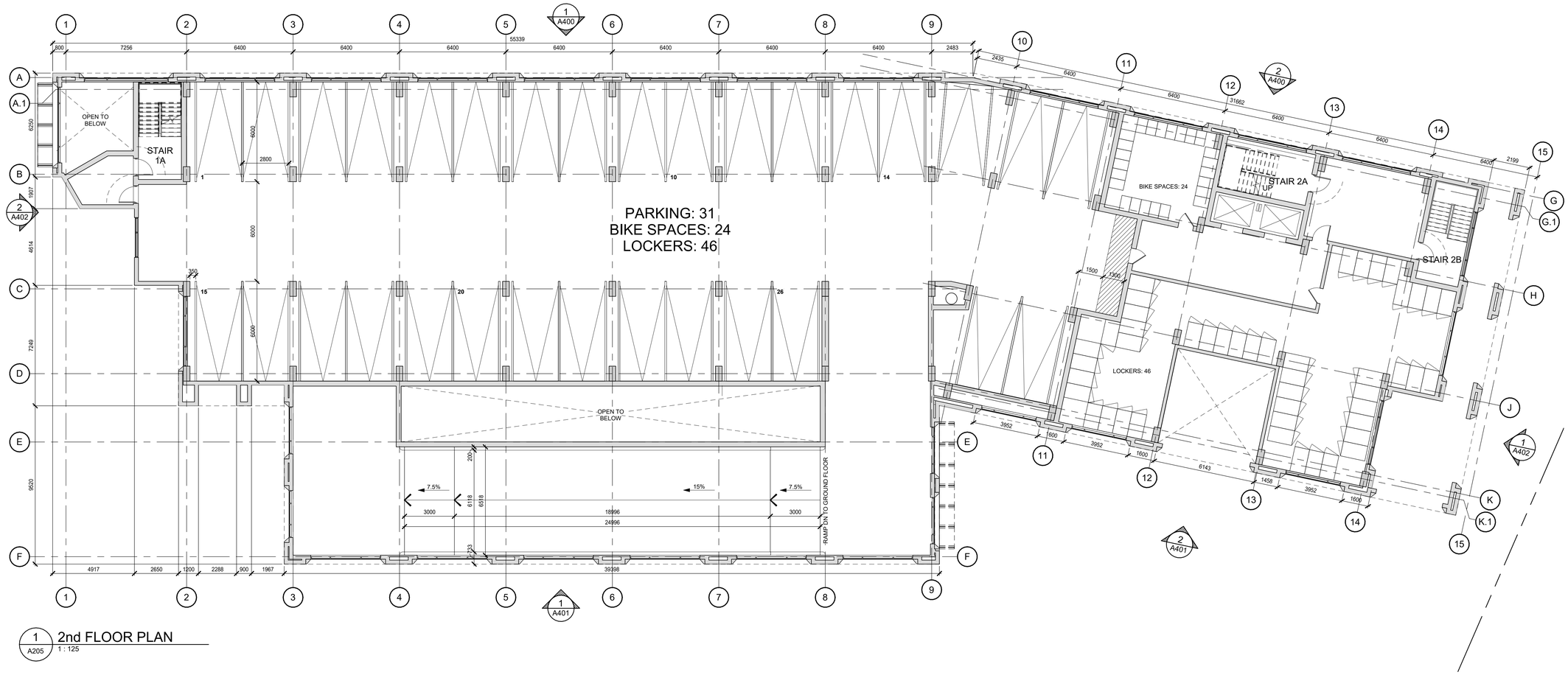


1 A205 **2nd FLOOR PLAN**
1 : 125

CONTRACTOR MUST CHECK AND VERIFY ALL DIMENSIONS AND JOB CONDITIONS BEFORE PROCEEDING WITH WORK

ALL DRAWINGS MAY BE TO BE SUBJECT TO CHANGE DUE TO COMMENTS FROM MUNICIPAL DEPARTMENTS AND OTHER AGENCIES WITH AUTHOURITY

ALL DRAWINGS AND SPECIFICATIONS ARE THE PROPERTY OF THE ARCHITECTS AND MUST BE RETURNED AT THE COMPLETION OF THE WORK

THE CONTRACTOR WORKING FROM DRAWINGS NOT SPECIFICALLY MARKED FOR CONSTRUCTION' MUST ASSUME FULL RESPONSIBILITY AND BEAR COSTS FOR ANY CORRECTIONS OR DAMAGES RESULTING FROM HIS OR HER WORK.

KEY TO DETAIL LOCATION

No. / No. — DETAIL NUMBER / DRAWING SHEET NUMBER

| DRAWING SETS ISSUED | No. | DATE (DD.MM.YY) | BY |
|---|---|---|---|
| DRIVEWAY GRADES | 1. | 07-07-2022 | - |
| 11 STOREY | 2. | 25-07-2022 | - |
| 12 STOREY | 3. | 10-08-2023 | - |
| ISSUED FOR COORDINATION | 4. | 12-09-2023 | - |

ALL PREVIOUS ISSUES OF THIS DRAWING ARE SUPERSEDED

| REVISIONS TO DRAWING | No. | DATE (DD.MM.YY) | BY |
|---|---|---|---|

BUILDING PERMIT NUMBER:
NOT FOR CONSTRUCTION WITHOUT PERMIT

KNYMH ARCHITECTURE • SOLUTIONS
KNYMH INC.
1006 SKYVIEW DRIVE • SUITE 101
BURLINGTON, ONTARIO • L7P 0V1
T 905.639.6595
F 905.639.0394
www.knymh.com info@knymh.com

PROJECT NORTH / TRUE NORTH

ONTARIO ASSOCIATION OF ARCHITECTS LICENCE

# RESIDENTIAL CONDOMINIUM

50 CREIGHTON ROAD
DUNDAS, ONTARIO

DRAWING SHEET TITLE:
2nd FLOOR PLAN

DRAWING SCALE: As indicated
PROJECT NUMBER: 22024
DRAWN BY: Author
CHECKED BY: Checker
DRAWING VERSION:
PLOT DATE:
DRAWING SHEET NUMBER: A205

| LEVEL | 1 BED SUITES | 1 BED + DEN SUITES | 2 BED SUITES | 2 BED + DEN SUITES | TOTAL SUITES | TOTAL AREA | COMMON AREA | SUITE AREA | PARKING SPACES | LOCKERS | INDOOR BIKES |
|---|---|---|---|---|---|---|---|---|---|---|---|
| 12TH FLOOR / PENTHOUSE | - - | - - | - - | - - | - - | 296 | 296 | - - | - - | - - | - - |
| 11TH FLOOR | 12 | 1 | 0 | 3 | 16 | 1063 | 150 | 913 | - - | - - | - - |
| 10TH FLOOR | 13 | 1 | 0 | 3 | 17 | 1115 | 152 | 963 | - - | - - | - - |
| 9TH FLOOR | 13 | 1 | 0 | 3 | 17 | 1115 | 152 | 963 | - - | - - | - - |
| 8TH FLOOR | 13 | 1 | 0 | 4 | 18 | 1199 | 152 | 1047 | - - | - - | - - |
| 7TH FLOOR | 16 | 1 | 0 | 3 | 20 | 1263 | 153 | 1110 | - - | - - | - - |
| 6TH FLOOR | 16 | 1 | 0 | 3 | 20 | 1263 | 153 | 1110 | - - | - - | - - |
| 5TH FLOOR | 16 | 1 | 0 | 3 | 20 | 1263 | 153 | 1110 | - - | - - | - - |
| 4TH FLOOR | 16 | 1 | 0 | 3 | 20 | 1263 | 153 | 1110 | - - | - - | - - |
| 3RD FLOOR | 16 | 1 | 0 | 3 | 20 | 1263 | 153 | 1110 | - - | - - | - - |
| 2ND FLOOR | - - | - - | - - | - - | - - | 250 | 250 | - - | 31 | 46 | 24 |
| 1ST FLOOR | - - | - - | - - | - - | - - | 331 | 331 | - - | 31 | - - | 100 |
| UNDERGROUND A | - - | - - | - - | - - | - - | - - | - - | - - | 48 | 43 | - - |
| UNDERGROUND B | - - | - - | - - | - - | - - | - - | - - | - - | 46 | 82 | - - |
| UNDERGROUND C | - - | - - | - - | - - | - - | - - | - - | - - | 48 | 43 | - - |
| TOTAL | 131 | 9 | 0 | 28 | 168 | 11,684m² | 2,248m² | 8,536m² | 204 | 205 | 124 |

## LEGEND

FIRE SEPARATIONS:
- 3/4 HOUR FIRE SEPARATION
- 1.0 HOUR FIRE SEPARATION
- 1.5 HOUR FIRE SEPARATION
- 2.0 HOUR FIRE SEPARATION

REFLECTED CEILINGS:
- TYPICAL GYPSUM BULKHEAD — MINIMUM 2100mm A.F.F. — SEE A016 - CEILING TYPES — Coordinate ceilings in common areas w/ Interior Design dwgs.
- INSULATED BULKHEAD — MINIMUM 2100mm A.F.F. — SEE A016 - CEILING TYPES
- TYPICAL GYPSUM BULKHEAD — MINIMUM 2100mm A.F.F. — SEE A016 - CEILING TYPES

CONSTRUCTION TAGS:
- 101 WINDOW TAGS — SEE A015 - WALL TYPES
- 1 CEILING TAGS — SEE A016 - CEILING TYPES
- 101 ROOM TAGS — SEE A900 - ROOM SCHEDULE
- 101 DOOR TAGS — SEE A910 - DOOR SCHEDULE
- WINDOW TAGS — SEE A920 - WINDOW ELEVATIONS
- 001 LOCKER NUMBERS
- A001 PARKING NUMBERS

NOTE: ALL DIMENSIONS SHOWN ON 200 SERIES DRAWINGS ARE TO FINISHED FACE OF GYPSUM BOARD UNLESS NOTED OTHERWISE

TIMESTAMP 2023.10.18 9:03:08 PM FILE:KNYH - C:\Revit Local\22024 - 50 Creighton Rd - nicholasm3939.rvt

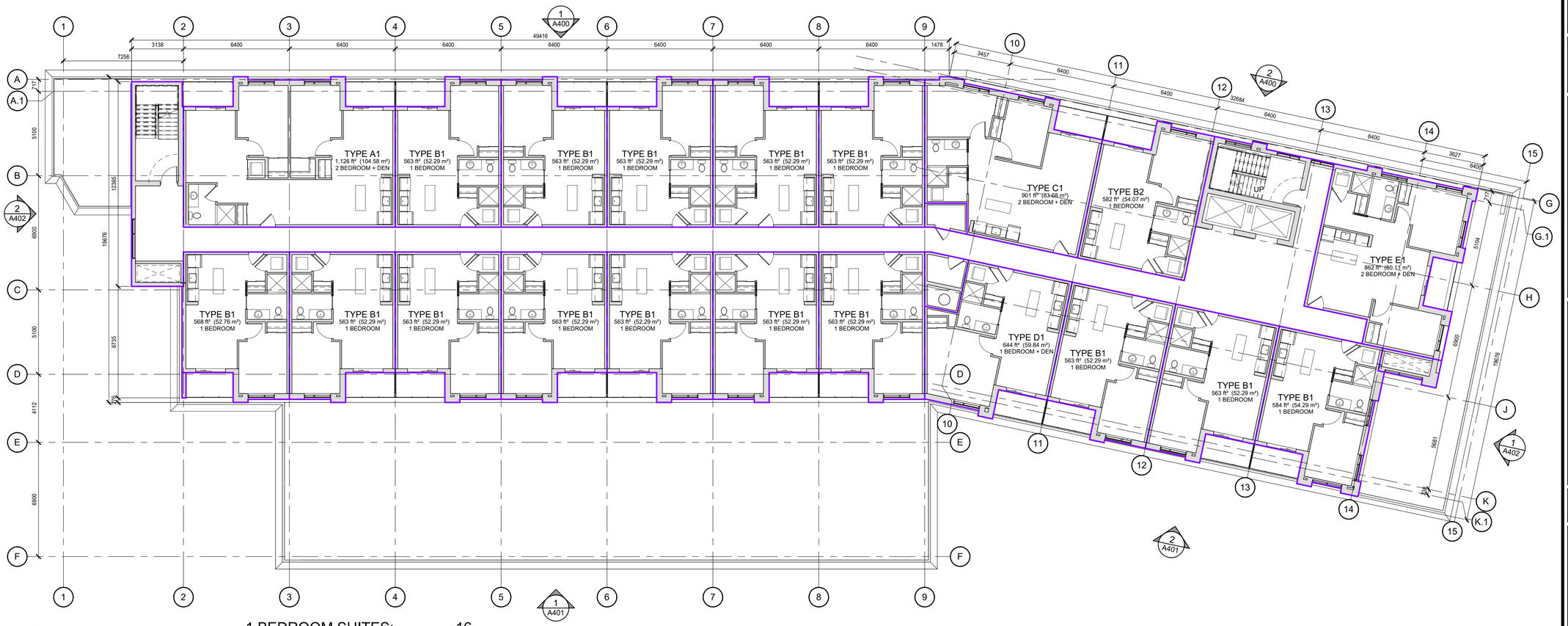


2 A206 3rd FLOOR
1 : 125

| | |
|---|---|
| 1 BEDROOM SUITES: | 16 |
| 1 BEDROOM + DEN SUITES: | 1 |
| 2 BEDROOM SUITES: | 0 |
| 2 BEDROOM + DEN SUITES: | 3 |
| TOTAL SUITES: | 20 |

| LEVEL | 1 BED SUITES | 1 BED + DEN SUITES | 2 BED SUITES | 2 BED + DEN SUITES | TOTAL SUITES | TOTAL AREA | COMMON AREA | SUITE AREA | PARKING SPACES | LOCKERS | INDOOR BIKES |
|---|---|---|---|---|---|---|---|---|---|---|---|
| 12TH FLOOR / PENTHOUSE | - - | - - | - - | - - | - - | 296 | 296 | - - | - - | - - | - - |
| 11TH FLOOR | 12 | 1 | 0 | 3 | 16 | 1063 | 150 | 913 | - - | - - | - - |
| 10TH FLOOR | 13 | 1 | 0 | 3 | 17 | 1115 | 152 | 963 | - - | - - | - - |
| 9TH FLOOR | 13 | 1 | 0 | 3 | 17 | 1115 | 152 | 963 | - - | - - | - - |
| 8TH FLOOR | 13 | 1 | 0 | 4 | 18 | 1199 | 152 | 1047 | - - | - - | - - |
| 7TH FLOOR | 16 | 1 | 0 | 3 | 20 | 1263 | 153 | 1110 | - - | - - | - - |
| 6TH FLOOR | 16 | 1 | 0 | 3 | 20 | 1263 | 153 | 1110 | - - | - - | - - |
| 5TH FLOOR | 16 | 1 | 0 | 3 | 20 | 1263 | 153 | 1110 | - - | - - | - - |
| 4TH FLOOR | 16 | 1 | 0 | 3 | 20 | 1263 | 153 | 1110 | - - | - - | - - |
| 3RD FLOOR | 16 | 1 | 0 | 3 | 20 | 1263 | 153 | 1110 | - - | - - | - - |
| 2ND FLOOR | - - | - - | - - | - - | - - | 250 | 250 | - - | 31 | 46 | 24 |
| 1ST FLOOR | - - | - - | - - | - - | - - | 331 | 331 | - - | 31 | - - | 100 |
| UNDERGROUND A | - - | - - | - - | - - | - - | - - | - - | - - | 48 | 43 | - - |
| UNDERGROUND B | - - | - - | - - | - - | - - | - - | - - | - - | 46 | 82 | - - |
| UNDERGROUND C | - - | - - | - - | - - | - - | - - | - - | - - | 48 | 43 | - - |
| TOTAL | 131 | 9 | 0 | 28 | 168 | 11,684m² | 2,248m² | 8,536m² | 204 | 205 | 124 |

## LEGEND

FIRE SEPARATIONS:

- 3/4 HOUR FIRE SEPARATION
- 1.0 HOUR FIRE SEPARATION
- 1.5 HOUR FIRE SEPARATION
- 2.0 HOUR FIRE SEPARATION

REFLECTED CEILINGS:

- TYPICAL GYPSUM BULKHEAD — MINIMUM 2100mm A.F.F. SEE A016 - CEILING TYPES. Coordinate ceilings in common areas w/ Interior Design dwgs.
- INSULATED BULKHEAD — MINIMUM 2100mm A.F.F. SEE A016 - CEILING TYPES
- TYPICAL GYPSUM BULKHEAD — MINIMUM 2100mm A.F.F. SEE A016 - CEILING TYPES

CONSTRUCTION TAGS:

- 101 WINDOW TAGS — SEE A015 - WALL TYPES
- 1 CEILING TAGS — SEE A016 - CEILING TYPES
- 101 ROOM TAGS — SEE A900 - ROOM SCHEDULE
- 101 DOOR TAGS — SEE A910 - DOOR SCHEDULE
- WINDOW TAGS — SEE A920 - WINDOW ELEVATIONS
- 001 LOCKER NUMBERS
- A001 PARKING NUMBERS

NOTE: ALL DIMENSIONS SHOWN ON 200 SERIES DRAWINGS ARE TO FINISHED FACE OF GYPSUM BOARD UNLESS NOTED OTHERWISE

CONTRACTOR MUST CHECK AND VERIFY ALL DIMENSIONS AND JOB CONDITIONS BEFORE PROCEEDING WITH WORK

ALL DRAWINGS MAY BE TO BE SUBJECT TO CHANGE DUE TO COMMENTS FROM MUNICIPAL DEPARTMENTS AND OTHER AGENCIES WITH AUTHOURITY

ALL DRAWINGS AND SPECIFICATIONS ARE THE PROPERTY OF THE ARCHITECTS AND MUST BE RETURNED AT THE COMPLETION OF THE WORK

THE CONTRACTOR WORKING FROM DRAWINGS NOT SPECIFICALLY MARKED FOR CONSTRUCTION MUST ASSUME FULL RESPONSIBILITY AND BEAR COSTS FOR ANY CORRECTIONS OR DAMAGES RESULTING FROM HIS OR HER WORK.

KEY TO DETAIL LOCATION

No. — DETAIL NUMBER
No. — DRAWING SHEET NUMBER

| DRAWING SETS ISSUED | No. | DATE (DD.MM.YY) | BY |
|---|---|---|---|
| DRIVEWAY GRADES | 1. | 07-07-2022 | - |
| 11 STOREY | 2. | 25-07-2022 | - |
| 12 STOREY | 3. | 10-08-2023 | - |
| ISSUED FOR COORDINATION | 4. | 12-09-2023 | - |

ALL PREVIOUS ISSUES OF THIS DRAWING ARE SUPERSEDED

| REVISIONS TO DRAWING | No. | DATE (DD.MM.YY) | BY |
|---|---|---|---|

BUILDING PERMIT NUMBER:
NOT FOR CONSTRUCTION WITHOUT PERMIT

KNYMH ARCHITECTURE • SOLUTIONS
KNYMH INC.
1006 SKYVIEW DRIVE • SUITE 101
BURLINGTON, ONTARIO • L7P 0V1
T 905.639.6595
F 905.639.0394
www.knymh.com info@knymh.com

PROJECT NORTH — TRUE NORTH

ONTARIO ASSOCIATION OF ARCHITECTS LICENCE

# RESIDENTIAL CONDOMINIUM

50 CREIGHTON ROAD
DUNDAS, ONTARIO

DRAWING SHEET TITLE:
3rd FLOOR PLAN

DRAWING SCALE: As indicated
PROJECT NUMBER: 22024
DRAWN BY: Author
CHECKED BY: Checker
DRAWING VERSION:
PLOT DATE:
DRAWING SHEET NUMBER: A206

TIMESTAMP 2023.10.18 2:03:10 PM FILEPATH: C:\Revit Local\22024 - 50 Creighton Rd - michaelm\A206.rvt

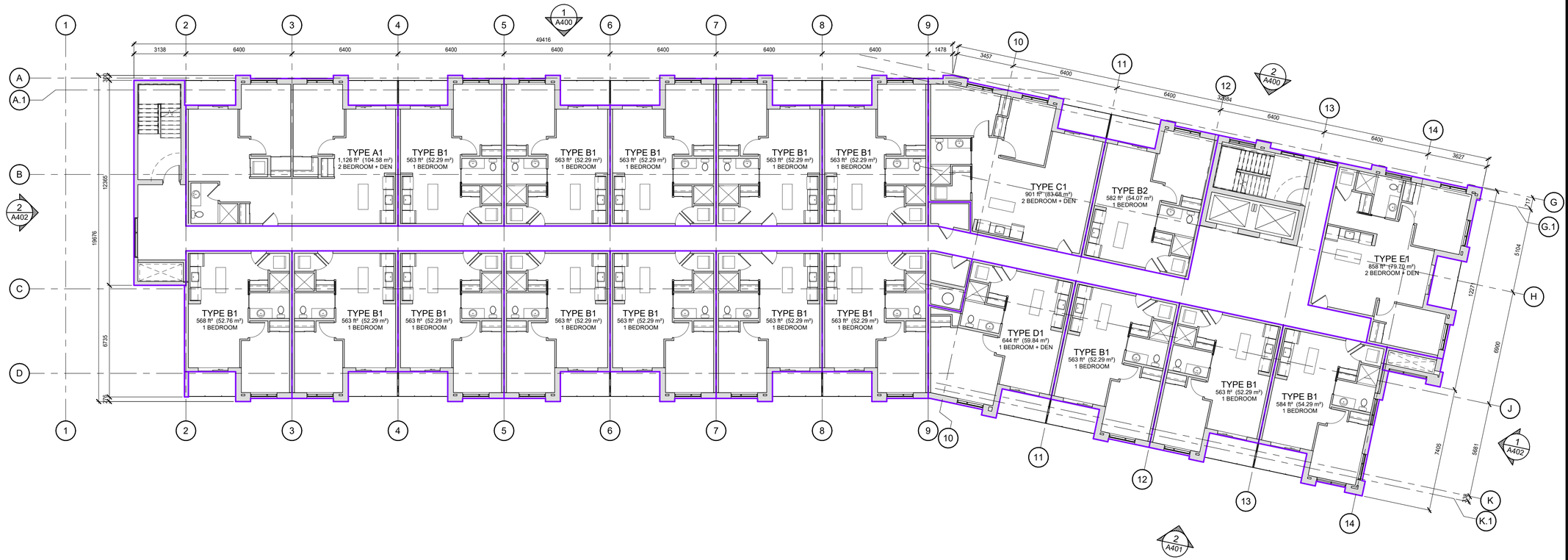


2 A207 **4th FLOOR**
1 : 125

| | |
|---|---|
| 1 BEDROOM SUITES: | 16 |
| 1 BEDROOM + DEN SUITES: | 1 |
| 2 BEDROOM SUITES: | 0 |
| 2 BEDROOM + DEN SUITES: | 3 |
| TOTAL SUITES: | 20 |

| LEVEL | 1 BED SUITES | 1 BED + DEN SUITES | 2 BED SUITES | 2 BED + DEN SUITES | TOTAL SUITES | TOTAL AREA | COMMON AREA | SUITE AREA | PARKING SPACES | LOCKERS | INDOOR BIKES |
|---|---|---|---|---|---|---|---|---|---|---|---|
| 12TH FLOOR / PENTHOUSE | - - | - - | - - | - - | - - | 296 | 296 | - - | - - | - - | - - |
| 11TH FLOOR | 12 | 1 | 0 | 3 | 16 | 1063 | 150 | 913 | - - | - - | - - |
| 10TH FLOOR | 13 | 1 | 0 | 3 | 17 | 1115 | 152 | 963 | - - | - - | - - |
| 9TH FLOOR | 13 | 1 | 0 | 3 | 17 | 1115 | 152 | 963 | - - | - - | - - |
| 8TH FLOOR | 13 | 1 | 0 | 4 | 18 | 1199 | 152 | 1047 | - - | - - | - - |
| 7TH FLOOR | 16 | 1 | 0 | 3 | 20 | 1263 | 153 | 1110 | - - | - - | - - |
| 6TH FLOOR | 16 | 1 | 0 | 3 | 20 | 1263 | 153 | 1110 | - - | - - | - - |
| 5TH FLOOR | 16 | 1 | 0 | 3 | 20 | 1263 | 153 | 1110 | - - | - - | - - |
| 4TH FLOOR | 16 | 1 | 0 | 3 | 20 | 1263 | 153 | 1110 | - - | - - | - - |
| 3RD FLOOR | 16 | 1 | 0 | 3 | 20 | 1263 | 153 | 1110 | - - | - - | - - |
| 2ND FLOOR | - - | - - | - - | - - | - - | 250 | 250 | - - | 31 | 46 | 24 |
| 1ST FLOOR | - - | - - | - - | - - | - - | 331 | 331 | - - | 31 | - - | 100 |
| UNDERGROUND A | - - | - - | - - | - - | - - | - - | - - | - - | 48 | 43 | - - |
| UNDERGROUND B | - - | - - | - - | - - | - - | - - | - - | - - | 46 | 82 | - - |
| UNDERGROUND C | - - | - - | - - | - - | - - | - - | - - | - - | 48 | 43 | - - |
| TOTAL | 131 | 9 | 0 | 28 | 168 | 11,684m² | 2,248m² | 8,536m² | 204 | 205 | 124 |

## LEGEND

FIRE SEPARATIONS:
- 3/4 HOUR FIRE SEPARATION
- 1.0 HOUR FIRE SEPARATION
- 1.5 HOUR FIRE SEPARATION
- 2.0 HOUR FIRE SEPARATION

REFLECTED CEILINGS:
- TYPICAL GYPSUM BULKHEAD — MINIMUM 2100mm A.F.F. SEE A016 - CEILING TYPES. Coordinate ceilings in common areas w/ Interior Design dwgs
- INSULATED BULKHEAD — MINIMUM 2100mm A.F.F. SEE A016 - CEILING TYPES
- TYPICAL GYPSUM BULKHEAD — MINIMUM 2100mm A.F.F. SEE A016 - CEILING TYPES

CONSTRUCTION TAGS:
- 101 WINDOW TAGS — SEE A015 - WALL TYPES
- 1 CEILING TAGS — SEE A016 - CEILING TYPES
- 101 ROOM TAGS — SEE A900 - ROOM SCHEDULE
- 101 DOOR TAGS — SEE A910 - DOOR SCHEDULE
- WINDOW TAGS — SEE A920 - WINDOW ELEVATIONS
- 001 LOCKER NUMBERS
- A001 PARKING NUMBERS

NOTE: ALL DIMENSIONS SHOWN ON 200 SERIES DRAWINGS ARE TO FINISHED FACE OF GYPSUM BOARD UNLESS NOTED OTHERWISE

CONTRACTOR MUST CHECK AND VERIFY ALL DIMENSIONS AND JOB CONDITIONS BEFORE PROCEEDING WITH WORK

ALL DRAWINGS MAY BE TO BE SUBJECT TO CHANGE DUE TO COMMENTS FROM MUNICIPAL DEPARTMENTS AND OTHER AGENCIES WITH AUTHOURITY

ALL DRAWINGS AND SPECIFICATIONS ARE THE PROPERTY OF THE ARCHITECTS AND MUST BE RETURNED AT THE COMPLETION OF THE WORK

THE CONTRACTOR WORKING FROM DRAWINGS NOT SPECIFICALLY MARKED FOR CONSTRUCTION MUST ASSUME FULL RESPONSIBILITY AND BEAR COSTS FOR ANY CORRECTIONS OR DAMAGES RESULTING FROM HIS OR HER WORK.

KEY TO DETAIL LOCATION
No. DETAIL NUMBER
No. DRAWING SHEET NUMBER

| DRAWING SETS ISSUED | No. | DATE (DD.MM.YY) | BY |
|---|---|---|---|
| DRIVEWAY GRADES | 1. | 07-07-2022 | - |
| 11 STOREY | 2. | 25-07-2022 | - |
| 12 STOREY | 3. | 10-08-2023 | - |
| ISSUED FOR COORDINATION | 4. | 12-09-2023 | - |

ALL PREVIOUS ISSUES OF THIS DRAWING ARE SUPERSEDED

| REVISIONS TO DRAWING | No. | DATE (DD.MM.YY) | BY |
|---|---|---|---|

BUILDING PERMIT NUMBER:
NOT FOR CONSTRUCTION WITHOUT PERMIT


KNYMH ARCHITECTURE • SOLUTIONS
KNYMH INC.
1006 SKYVIEW DRIVE • SUITE 101
BURLINGTON, ONTARIO • L7P 0V1
T 905.639.6595
F 905.639.0394
www.knymh.com info@knymh.com


PROJECT NORTH — TRUE NORTH

ONTARIO ASSOCIATION OF ARCHITECTS LICENCE

# RESIDENTIAL CONDOMINIUM

50 CREIGHTON ROAD
DUNDAS, ONTARIO

DRAWING SHEET TITLE:
4th - 7th FLOOR PLAN

DRAWING SCALE: As indicated
PROJECT NUMBER: 22024
DRAWN BY: Author
CHECKED BY: Checker
DRAWING VERSION:
PLOT DATE:
DRAWING SHEET NUMBER: A207

TIMESTAMP 2023.10.18 3:03:11 PM FILEPATH: C:\Revit Local\22024 - 50 Creighton Rd. - mchaverin\22024_rvt

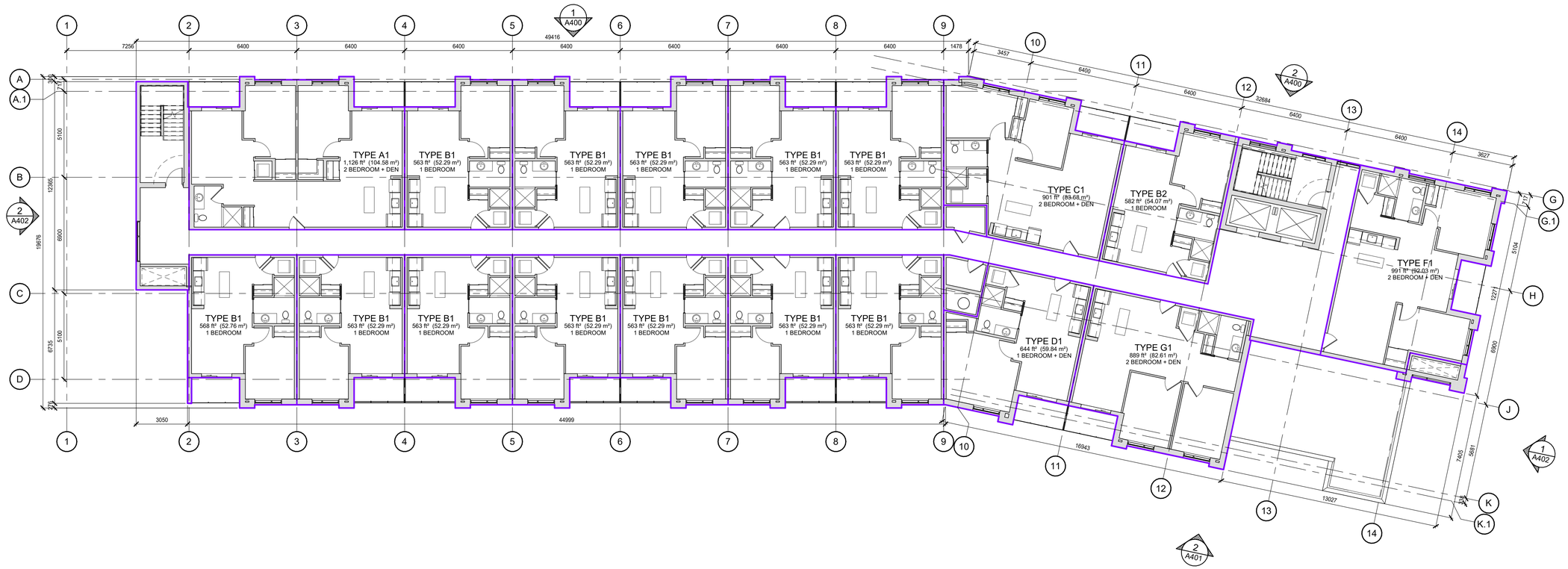


2 A208 8th FLOOR
1 : 125

| | |
|---|---|
| 1 BEDROOM SUITES: | 13 |
| 1 BEDROOM + DEN SUITES: | 1 |
| 2 BEDROOM SUITES: | 0 |
| 2 BEDROOM + DEN SUITES: | 4 |
| TOTAL SUITES: | 18 |

| LEVEL | 1 BED SUITES | 1 BED + DEN SUITES | 2 BED SUITES | 2 BED + DEN SUITES | TOTAL SUITES | TOTAL AREA | COMMON AREA | SUITE AREA | PARKING SPACES | LOCKERS | INDOOR BIKES |
|---|---|---|---|---|---|---|---|---|---|---|---|
| 12TH FLOOR / PENTHOUSE | - - | - - | - - | - - | - - | 296 | 296 | - - | - - | - - | - - |
| 11TH FLOOR | 12 | 1 | 0 | 3 | 16 | 1063 | 150 | 913 | - - | - - | - - |
| 10TH FLOOR | 13 | 1 | 0 | 3 | 17 | 1115 | 152 | 963 | - - | - - | - - |
| 9TH FLOOR | 13 | 1 | 0 | 3 | 17 | 1115 | 152 | 963 | - - | - - | - - |
| 8TH FLOOR | 13 | 1 | 0 | 4 | 18 | 1199 | 152 | 1047 | - - | - - | - - |
| 7TH FLOOR | 16 | 1 | 0 | 3 | 20 | 1263 | 153 | 1110 | - - | - - | - - |
| 6TH FLOOR | 16 | 1 | 0 | 3 | 20 | 1263 | 153 | 1110 | - - | - - | - - |
| 5TH FLOOR | 16 | 1 | 0 | 3 | 20 | 1263 | 153 | 1110 | - - | - - | - - |
| 4TH FLOOR | 16 | 1 | 0 | 3 | 20 | 1263 | 153 | 1110 | - - | - - | - - |
| 3RD FLOOR | 16 | 1 | 0 | 3 | 20 | 1263 | 153 | 1110 | - - | - - | - - |
| 2ND FLOOR | - - | - - | - - | - - | - - | 250 | 250 | - - | 31 | 46 | 24 |
| 1ST FLOOR | - - | - - | - - | - - | - - | 331 | 331 | - - | 31 | - - | 100 |
| UNDERGROUND A | - - | - - | - - | - - | - - | - - | - - | - - | 48 | 43 | - - |
| UNDERGROUND B | - - | - - | - - | - - | - - | - - | - - | - - | 46 | 82 | - - |
| UNDERGROUND C | - - | - - | - - | - - | - - | - - | - - | - - | 48 | 43 | - - |
| TOTAL | 131 | 9 | 0 | 28 | 168 | 11,684m² | 2,248m² | 8,536m² | 204 | 205 | 124 |

## LEGEND

FIRE SEPARATIONS:
- 3/4 HOUR FIRE SEPARATION
- 1.0 HOUR FIRE SEPARATION
- 1.5 HOUR FIRE SEPARATION
- 2.0 HOUR FIRE SEPARATION

REFLECTED CEILINGS:
- TYPICAL GYPSUM BULKHEAD — MINIMUM 2100mm A.F.F. SEE A016 - CEILING TYPES. Coordinate ceilings in common areas w/ Interior Design dwgs.
- INSULATED BULKHEAD — MINIMUM 2100mm A.F.F. SEE A016 - CEILING TYPES
- TYPICAL GYPSUM BULKHEAD — MINIMUM 2100mm A.F.F. SEE A016 - CEILING TYPES

CONSTRUCTION TAGS:
- 101 WINDOW TAGS — SEE A015 - WALL TYPES
- 1 CEILING TAGS — SEE A016 - CEILING TYPES
- 101 ROOM TAGS — SEE A900 - ROOM SCHEDULE
- 101 DOOR TAGS — SEE A910 - DOOR SCHEDULE
- WINDOW TAGS — SEE A920 - WINDOW ELEVATIONS
- 001 LOCKER NUMBERS
- A001 PARKING NUMBERS

NOTE: ALL DIMENSIONS SHOWN ON 200 SERIES DRAWINGS ARE TO FINISHED FACE OF GYPSUM BOARD UNLESS NOTED OTHERWISE

CONTRACTOR MUST CHECK AND VERIFY ALL DIMENSIONS AND JOB CONDITIONS BEFORE PROCEEDING WITH WORK

ALL DRAWINGS MAY BE TO BE SUBJECT TO CHANGE DUE TO COMMENTS FROM MUNICIPAL DEPARTMENTS AND OTHER AGENCIES WITH AUTHOURITY

ALL DRAWINGS AND SPECIFICATIONS ARE THE PROPERTY OF THE ARCHITECTS AND MUST BE RETURNED AT THE COMPLETION OF THE WORK

THE CONTRACTOR WORKING FROM DRAWINGS NOT SPECIFICALLY MARKED FOR CONSTRUCTION MUST ASSUME FULL RESPONSIBILITY AND BEAR COSTS FOR ANY CORRECTIONS OR DAMAGES RESULTING FROM HIS OR HER WORK.

KEY TO DETAIL LOCATION
No. DETAIL NUMBER
No. DRAWING SHEET NUMBER

| DRAWING SETS ISSUED | No. | DATE (DD.MM.YY) | BY |
|---|---|---|---|
| DRIVEWAY GRADES | 1. | 07-07-2022 | - |
| 11 STOREY | 2. | 25-07-2022 | - |
| 12 STOREY | 3. | 10-08-2023 | - |
| ISSUED FOR COORDINATION | 4. | 12-09-2023 | - |

ALL PREVIOUS ISSUES OF THIS DRAWING ARE SUPERSEDED

| REVISIONS TO DRAWING | No. | DATE (DD.MM.YY) | BY |
|---|---|---|---|

BUILDING PERMIT NUMBER:
NOT FOR CONSTRUCTION WITHOUT PERMIT

KNYMH
ARCHITECTURE • SOLUTIONS
KNYMH INC.
1006 SKYVIEW DRIVE • SUITE 101
BURLINGTON, ONTARIO • L7P 0V1
T 905.639.6595
F 905.639.0394
www.knymh.com info@knymh.com

PROJECT NORTH
TRUE NORTH

ONTARIO ASSOCIATION OF ARCHITECTS LICENCE

# RESIDENTIAL CONDOMINIUM

50 CREIGHTON ROAD
DUNDAS, ONTARIO

DRAWING SHEET TITLE:
8th FLOOR PLAN

DRAWING SCALE: As indicated
PROJECT NUMBER: 22024
DRAWN BY: Author
CHECKED BY: Checker
DRAWING VERSION:
PLOT DATE:
DRAWING SHEET NUMBER: A208

TIMESTAMP 2023.10.18 3:03:13 PM FILEPATH: C:\Revit Local\22024 - 50 Creighton Rd_northern\k9934r.rvt

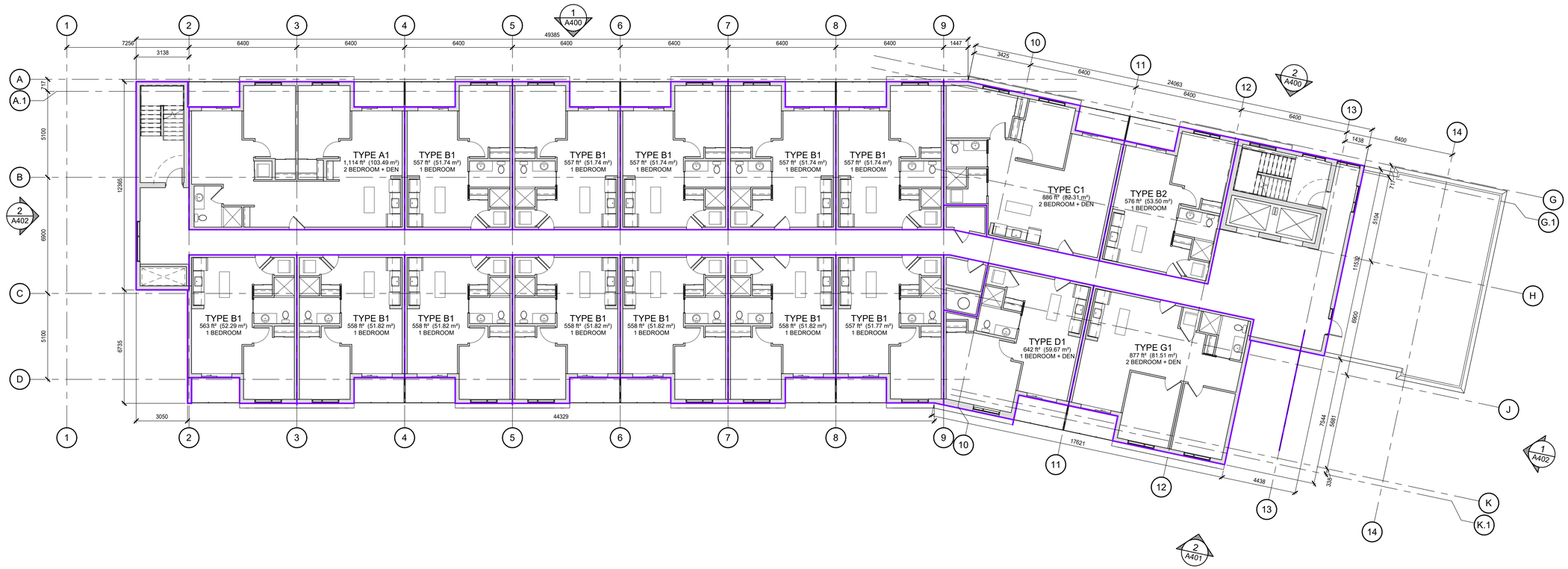


2 A209 9th FLOOR
1 : 125

| | |
|---|---|
| 1 BEDROOM SUITES: | 13 |
| 1 BEDROOM + DEN SUITES: | 1 |
| 2 BEDROOM SUITES: | 0 |
| 2 BEDROOM + DEN SUITES: | 3 |
| TOTAL SUITES: | 17 |

| LEVEL | 1 BED SUITES | 1 BED + DEN SUITES | 2 BED SUITES | 2 BED + DEN SUITES | TOTAL SUITES | TOTAL AREA | COMMON AREA | SUITE AREA | PARKING SPACES | LOCKERS | INDOOR BIKES |
|---|---|---|---|---|---|---|---|---|---|---|---|
| 12TH FLOOR / PENTHOUSE | - - | - - | - - | - - | - - | 296 | 296 | - - | - - | - - | - - |
| 11TH FLOOR | 12 | 1 | 0 | 3 | 16 | 1063 | 150 | 913 | - - | - - | - - |
| 10TH FLOOR | 13 | 1 | 0 | 3 | 17 | 1115 | 152 | 963 | - - | - - | - - |
| 9TH FLOOR | 13 | 1 | 0 | 3 | 17 | 1115 | 152 | 963 | - - | - - | - - |
| 8TH FLOOR | 13 | 1 | 0 | 4 | 18 | 1199 | 152 | 1047 | - - | - - | - - |
| 7TH FLOOR | 16 | 1 | 0 | 3 | 20 | 1263 | 153 | 1110 | - - | - - | - - |
| 6TH FLOOR | 16 | 1 | 0 | 3 | 20 | 1263 | 153 | 1110 | - - | - - | - - |
| 5TH FLOOR | 16 | 1 | 0 | 3 | 20 | 1263 | 153 | 1110 | - - | - - | - - |
| 4TH FLOOR | 16 | 1 | 0 | 3 | 20 | 1263 | 153 | 1110 | - - | - - | - - |
| 3RD FLOOR | 16 | 1 | 0 | 3 | 20 | 1263 | 153 | 1110 | - - | - - | - - |
| 2ND FLOOR | - - | - - | - - | - - | - - | 250 | 250 | - - | 31 | 46 | 24 |
| 1ST FLOOR | - - | - - | - - | - - | - - | 331 | 331 | - - | 31 | - - | 100 |
| UNDERGROUND A | - - | - - | - - | - - | - - | - - | - - | - - | 48 | 43 | - - |
| UNDERGROUND B | - - | - - | - - | - - | - - | - - | - - | - - | 46 | 82 | - - |
| UNDERGROUND C | - - | - - | - - | - - | - - | - - | - - | - - | 48 | 43 | - - |
| TOTAL | 131 | 9 | 0 | 28 | 168 | 11,684m² | 2,248m² | 8,536m² | 204 | 205 | 124 |

## LEGEND

FIRE SEPARATIONS:
- 3/4 HOUR FIRE SEPARATION
- 1.0 HOUR FIRE SEPARATION
- 1.5 HOUR FIRE SEPARATION
- 2.0 HOUR FIRE SEPARATION

REFLECTED CEILINGS:
- TYPICAL GYPSUM BULKHEAD — MINIMUM 2100mm A.F.F. SEE A016 - CEILING TYPES. Coordinate ceilings in common areas w/ Interior Design dwgs
- INSULATED BULKHEAD — MINIMUM 2100mm A.F.F. SEE A016 - CEILING TYPES
- TYPICAL GYPSUM BULKHEAD — MINIMUM 2100mm A.F.F. SEE A016 - CEILING TYPES

CONSTRUCTION TAGS:
- 101 WINDOW TAGS — SEE A015 - WALL TYPES
- 1 CEILING TAGS — SEE A016 - CEILING TYPES
- 101 ROOM TAGS — SEE A900 - ROOM SCHEDULE
- 101 DOOR TAGS — SEE A910 - DOOR SCHEDULE
- WINDOW TAGS — SEE A920 - WINDOW ELEVATIONS
- 001 LOCKER NUMBERS
- A001 PARKING NUMBERS

NOTE: ALL DIMENSIONS SHOWN ON 200 SERIES DRAWINGS ARE TO FINISHED FACE OF GYPSUM BOARD UNLESS NOTED OTHERWISE

CONTRACTOR MUST CHECK AND VERIFY ALL DIMENSIONS AND JOB CONDITIONS BEFORE PROCEEDING WITH WORK

ALL DRAWINGS MAY BE TO BE SUBJECT TO CHANGE DUE TO COMMENTS FROM MUNICIPAL DEPARTMENTS AND OTHER AGENCIES WITH AUTHOURITY

ALL DRAWINGS AND SPECIFICATIONS ARE THE PROPERTY OF THE ARCHITECTS AND MUST BE RETURNED AT THE COMPLETION OF THE WORK

THE CONTRACTOR WORKING FROM DRAWINGS NOT SPECIFICALLY MARKED FOR CONSTRUCTION' MUST ASSUME FULL RESPONSIBILITY AND BEAR COSTS FOR ANY CORRECTIONS OR DAMAGES RESULTING FROM HIS OR HER WORK.

KEY TO DETAIL LOCATION
No. DETAIL NUMBER
No. DRAWING SHEET NUMBER

| DRAWING SETS ISSUED | No. | DATE (DD.MM.YY) | BY |
|---|---|---|---|
| DRIVEWAY GRADES | 1. | 07-07-2022 | - |
| 11 STOREY | 2. | 25-07-2022 | - |
| 12 STOREY | 3. | 10-08-2023 | - |
| ISSUED FOR COORDINATION | 4. | 12-09-2023 | - |

ALL PREVIOUS ISSUES OF THIS DRAWING ARE SUPERSEDED

| REVISIONS TO DRAWING | No. | DATE (DD.MM.YY) | BY |
|---|---|---|---|

BUILDING PERMIT NUMBER:
NOT FOR CONSTRUCTION WITHOUT PERMIT

KNYMH ARCHITECTURE • SOLUTIONS
KNYMH INC.
1006 SKYVIEW DRIVE • SUITE 101
BURLINGTON, ONTARIO • L7P 0V1
T 905.639.6595
F 905.639.0394
www.knymh.com info@knymh.com

PROJECT NORTH
TRUE NORTH

ONTARIO ASSOCIATION OF ARCHITECTS LICENCE

# RESIDENTIAL CONDOMINIUM

50 CREIGHTON ROAD
DUNDAS, ONTARIO

DRAWING SHEET TITLE:
9th FLOOR PLAN

DRAWING SCALE: As indicated
PROJECT NUMBER: 22024
DRAWN BY: Author
CHECKED BY: Checker
DRAWING VERSION:
PLOT DATE:
DRAWING SHEET NUMBER: A209

TIMESTAMP 2023.10.18 3:03:14 PM FILEPATH: C:\Revit Local\22024 - 50 Creighton Rd. - mchaverin\9234K.rvt

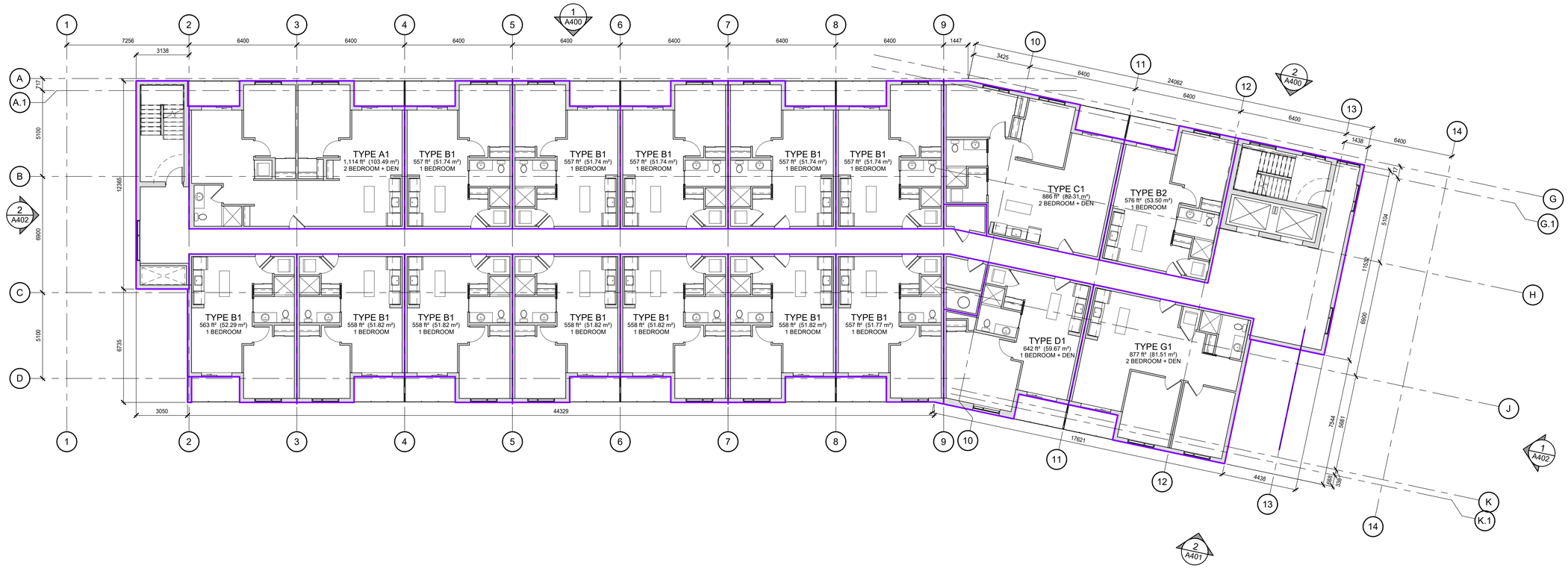


2 A210 10th FLOOR
1 : 125

| | |
|---|---|
| 1 BEDROOM SUITES: | 13 |
| 1 BEDROOM + DEN SUITES: | 1 |
| 2 BEDROOM SUITES: | 0 |
| 2 BEDROOM + DEN SUITES: | 3 |
| TOTAL SUITES: | 17 |

| LEVEL | 1 BED SUITES | 1 BED + DEN SUITES | 2 BED SUITES | 2 BED + DEN SUITES | TOTAL SUITES | TOTAL AREA | COMMON AREA | SUITE AREA | PARKING SPACES | LOCKERS | INDOOR BIKES |
|---|---|---|---|---|---|---|---|---|---|---|---|
| 12TH FLOOR / PENTHOUSE | - - | - - | - - | - - | - - | 296 | 296 | - - | - - | - - | - - |
| 11TH FLOOR | 12 | 1 | 0 | 3 | 16 | 1063 | 150 | 913 | - - | - - | - - |
| 10TH FLOOR | 13 | 1 | 0 | 3 | 17 | 1115 | 152 | 963 | - - | - - | - - |
| 9TH FLOOR | 13 | 1 | 0 | 3 | 17 | 1115 | 152 | 963 | - - | - - | - - |
| 8TH FLOOR | 13 | 1 | 0 | 4 | 18 | 1199 | 152 | 1047 | - - | - - | - - |
| 7TH FLOOR | 16 | 1 | 0 | 3 | 20 | 1263 | 153 | 1110 | - - | - - | - - |
| 6TH FLOOR | 16 | 1 | 0 | 3 | 20 | 1263 | 153 | 1110 | - - | - - | - - |
| 5TH FLOOR | 16 | 1 | 0 | 3 | 20 | 1263 | 153 | 1110 | - - | - - | - - |
| 4TH FLOOR | 16 | 1 | 0 | 3 | 20 | 1263 | 153 | 1110 | - - | - - | - - |
| 3RD FLOOR | 16 | 1 | 0 | 3 | 20 | 1263 | 153 | 1110 | - - | - - | - - |
| 2ND FLOOR | - - | - - | - - | - - | - - | 250 | 250 | - - | 31 | 46 | 24 |
| 1ST FLOOR | - - | - - | - - | - - | - - | 331 | 331 | - - | 31 | - - | 100 |
| UNDERGROUND A | - - | - - | - - | - - | - - | - - | - - | - - | 48 | 43 | - - |
| UNDERGROUND B | - - | - - | - - | - - | - - | - - | - - | - - | 46 | 82 | - - |
| UNDERGROUND C | - - | - - | - - | - - | - - | - - | - - | - - | 48 | 43 | - - |
| TOTAL | 131 | 9 | 0 | 28 | 168 | 11,684m² | 2,248m² | 8,536m² | 204 | 205 | 124 |

## LEGEND

FIRE SEPARATIONS:

- 3/4 HOUR FIRE SEPARATION
- 1.0 HOUR FIRE SEPARATION
- 1.5 HOUR FIRE SEPARATION
- 2.0 HOUR FIRE SEPARATION

REFLECTED CEILINGS:

- TYPICAL GYPSUM BULKHEAD — MINIMUM 2100mm A.F.F. SEE A016 - CEILING TYPES. Coordinate ceilings in common areas w/ Interior Design dwgs.
- INSULATED BULKHEAD — MINIMUM 2100mm A.F.F. SEE A016 - CEILING TYPES
- TYPICAL GYPSUM BULKHEAD — MINIMUM 2100mm A.F.F. SEE A016 - CEILING TYPES

CONSTRUCTION TAGS:

- 101 WINDOW TAGS — SEE A015 - WALL TYPES
- 1 CEILING TAGS — SEE A016 - CEILING TYPES
- 101 ROOM TAGS — SEE A900 - ROOM SCHEDULE
- 101 DOOR TAGS — SEE A910 - DOOR SCHEDULE
- WINDOW TAGS — SEE A920 - WINDOW ELEVATIONS
- 001 LOCKER NUMBERS
- A001 PARKING NUMBERS

NOTE: ALL DIMENSIONS SHOWN ON 200 SERIES DRAWINGS ARE TO FINISHED FACE OF GYPSUM BOARD UNLESS NOTED OTHERWISE

CONTRACTOR MUST CHECK AND VERIFY ALL DIMENSIONS AND JOB CONDITIONS BEFORE PROCEEDING WITH WORK

ALL DRAWINGS MAY BE TO BE SUBJECT TO CHANGE DUE TO COMMENTS FROM MUNICIPAL DEPARTMENTS AND OTHER AGENCIES WITH AUTHOURITY

ALL DRAWINGS AND SPECIFICATIONS ARE THE PROPERTY OF THE ARCHITECTS AND MUST BE RETURNED AT THE COMPLETION OF THE WORK

THE CONTRACTOR WORKING FROM DRAWINGS NOT SPECIFICALLY MARKED FOR CONSTRUCTION MUST ASSUME FULL RESPONSIBILITY AND BEAR COSTS FOR ANY CORRECTIONS OR DAMAGES RESULTING FROM HIS OR HER WORK.

KEY TO DETAIL LOCATION

No. DETAIL NUMBER
No. DRAWING SHEET NUMBER

| DRAWING SETS ISSUED | No. | DATE (DD.MM.YY) | BY |
|---|---|---|---|
| DRIVEWAY GRADES | 1. | 07-07-2022 | - |
| 11 STOREY | 2. | 25-07-2022 | - |
| 12 STOREY | 3. | 10-08-2023 | - |
| ISSUED FOR COORDINATION | 4. | 12-09-2023 | - |

ALL PREVIOUS ISSUES OF THIS DRAWING ARE SUPERSEDED

| REVISIONS TO DRAWING | No. | DATE (DD.MM.YY) | BY |
|---|---|---|---|

BUILDING PERMIT NUMBER:
NOT FOR CONSTRUCTION WITHOUT PERMIT

KNYMH ARCHITECTURE • SOLUTIONS
KNYMH INC.
1006 SKYVIEW DRIVE • SUITE 101
BURLINGTON, ONTARIO • L7P 0V1
T 905.639.6595
F 905.639.0394
www.knymh.com info@knymh.com

PROJECT NORTH — TRUE NORTH

ONTARIO ASSOCIATION OF ARCHITECTS LICENCE

# RESIDENTIAL CONDOMINIUM

50 CREIGHTON ROAD
DUNDAS, ONTARIO

DRAWING SHEET TITLE:
10th FLOOR PLAN

DRAWING SCALE: As indicated
PROJECT NUMBER: 22024

DRAWN BY: Author
CHECKED BY: Checker
DRAWING VERSION:
PLOT DATE:
DRAWING SHEET NUMBER: A210

TIMESTAMP 2023.10.18 2:03:16 PM FILEPATH: C:\Revit Local\22024 - 50 Creighton Rd - mchaelm\22024_r4

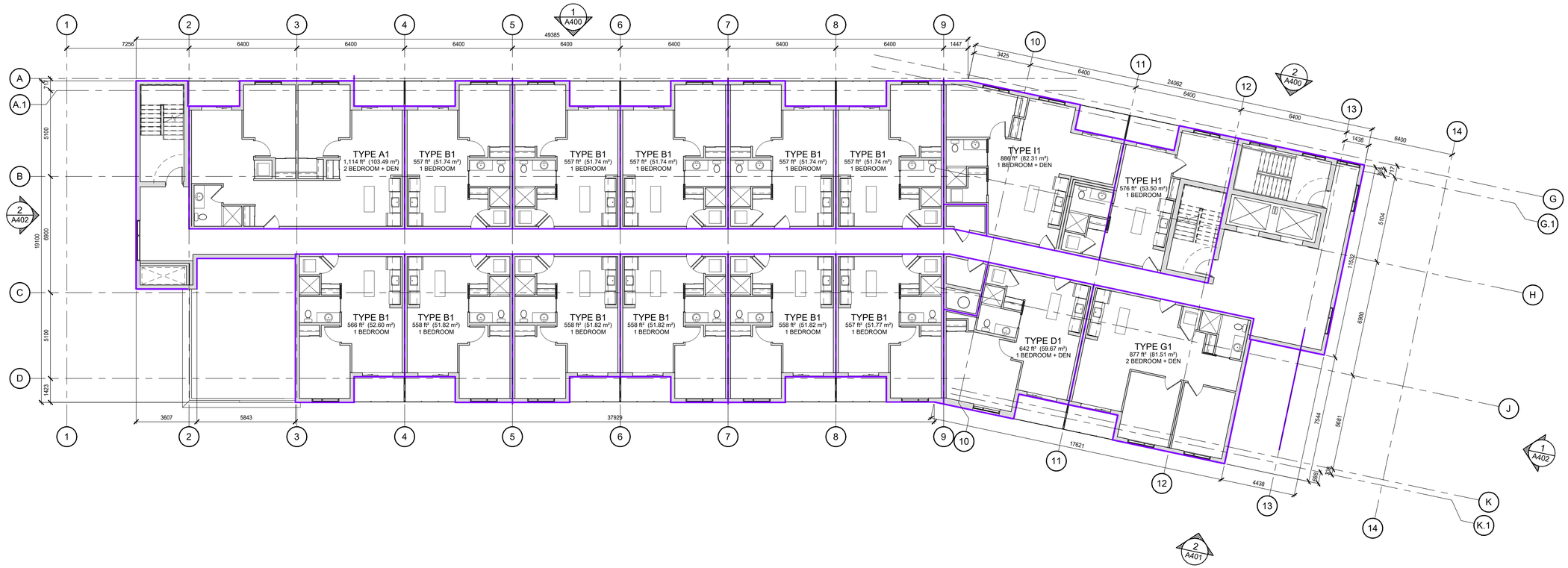


2 A211 11th FLOOR
1 : 125

| | |
|---|---|
| 1 BEDROOM SUITES: | 12 |
| 1 BEDROOM + DEN SUITES: | 1 |
| 2 BEDROOM SUITES: | 0 |
| 2 BEDROOM + DEN SUITES: | 3 |
| TOTAL SUITES: | 16 |

| LEVEL | 1 BED SUITES | 1 BED + DEN SUITES | 2 BED SUITES | 2 BED + DEN SUITES | TOTAL SUITES | TOTAL AREA | COMMON AREA | SUITE AREA | PARKING SPACES | LOCKERS | INDOOR BIKES |
|---|---|---|---|---|---|---|---|---|---|---|---|
| 12TH FLOOR / PENTHOUSE | - - | - - | - - | - - | - - | 296 | 296 | - - | - - | - - | - - |
| 11TH FLOOR | 12 | 1 | 0 | 3 | 16 | 1063 | 150 | 913 | - - | - - | - - |
| 10TH FLOOR | 13 | 1 | 0 | 3 | 17 | 1115 | 152 | 963 | - - | - - | - - |
| 9TH FLOOR | 13 | 1 | 0 | 3 | 17 | 1115 | 152 | 963 | - - | - - | - - |
| 8TH FLOOR | 13 | 1 | 0 | 4 | 18 | 1199 | 152 | 1047 | - - | - - | - - |
| 7TH FLOOR | 16 | 1 | 0 | 3 | 20 | 1263 | 153 | 1110 | - - | - - | - - |
| 6TH FLOOR | 16 | 1 | 0 | 3 | 20 | 1263 | 153 | 1110 | - - | - - | - - |
| 5TH FLOOR | 16 | 1 | 0 | 3 | 20 | 1263 | 153 | 1110 | - - | - - | - - |
| 4TH FLOOR | 16 | 1 | 0 | 3 | 20 | 1263 | 153 | 1110 | - - | - - | - - |
| 3RD FLOOR | 16 | 1 | 0 | 3 | 20 | 1263 | 153 | 1110 | - - | - - | - - |
| 2ND FLOOR | - - | - - | - - | - - | - - | 250 | 250 | - - | 31 | 46 | 24 |
| 1ST FLOOR | - - | - - | - - | - - | - - | 331 | 331 | - - | 31 | - - | 100 |
| UNDERGROUND A | - - | - - | - - | - - | - - | - - | - - | - - | 48 | 43 | - - |
| UNDERGROUND B | - - | - - | - - | - - | - - | - - | - - | - - | 46 | 82 | - - |
| UNDERGROUND C | - - | - - | - - | - - | - - | - - | - - | - - | 48 | 43 | - - |
| TOTAL | 131 | 9 | 0 | 28 | 168 | 11,684m² | 2,248m² | 8,536m² | 204 | 205 | 124 |

## LEGEND

FIRE SEPARATIONS:

- 3/4 HOUR FIRE SEPARATION
- 1.0 HOUR FIRE SEPARATION
- 1.5 HOUR FIRE SEPARATION
- 2.0 HOUR FIRE SEPARATION

REFLECTED CEILINGS:

- TYPICAL GYPSUM BULKHEAD — MINIMUM 2100mm A.F.F. SEE A016 - CEILING TYPES. Coordinate ceilings in common areas w/ Interior Design dwgs.
- INSULATED BULKHEAD — MINIMUM 2100mm A.F.F. SEE A016 - CEILING TYPES
- TYPICAL GYPSUM BULKHEAD — MINIMUM 2100mm A.F.F. SEE A016 - CEILING TYPES

CONSTRUCTION TAGS:

- 101 WINDOW TAGS — SEE A015 - WALL TYPES
- 1 CEILING TAGS — SEE A016 - CEILING TYPES
- 101 ROOM TAGS — SEE A900 - ROOM SCHEDULE
- 101 DOOR TAGS — SEE A910 - DOOR SCHEDULE
- WINDOW TAGS — SEE A920 - WINDOW ELEVATIONS
- 001 LOCKER NUMBERS
- A001 PARKING NUMBERS

NOTE: ALL DIMENSIONS SHOWN ON 200 SERIES DRAWINGS ARE TO FINISHED FACE OF GYPSUM BOARD UNLESS NOTED OTHERWISE

CONTRACTOR MUST CHECK AND VERIFY ALL DIMENSIONS AND JOB CONDITIONS BEFORE PROCEEDING WITH WORK

ALL DRAWINGS MAY BE TO BE SUBJECT TO CHANGE DUE TO COMMENTS FROM MUNICIPAL DEPARTMENTS AND OTHER AGENCIES WITH AUTHOURITY

ALL DRAWINGS AND SPECIFICATIONS ARE THE PROPERTY OF THE ARCHITECTS AND MUST BE RETURNED AT THE COMPLETION OF THE WORK

THE CONTRACTOR WORKING FROM DRAWINGS NOT SPECIFICALLY MARKED FOR CONSTRUCTION' MUST ASSUME FULL RESPONSIBILITY AND BEAR COSTS FOR ANY CORRECTIONS OR DAMAGES RESULTING FROM HIS OR HER WORK.

KEY TO DETAIL LOCATION

No. DETAIL NUMBER
No. DRAWING SHEET NUMBER

| DRAWING SETS ISSUED | No. | DATE (DD.MM.YY) | BY |
|---|---|---|---|
| DRIVEWAY GRADES | 1. | 07-07-2022 | - |
| 11 STOREY | 2. | 25-07-2022 | - |
| 12 STOREY | 3. | 10-08-2023 | - |
| ISSUED FOR COORDINATION | 4. | 12-09-2023 | - |

ALL PREVIOUS ISSUES OF THIS DRAWING ARE SUPERSEDED

| REVISIONS TO DRAWING | No. | DATE (DD.MM.YY) | BY |
|---|---|---|---|

BUILDING PERMIT NUMBER:
NOT FOR CONSTRUCTION WITHOUT PERMIT

KNYMH
ARCHITECTURE • SOLUTIONS

KNYMH INC.
1006 SKYVIEW DRIVE • SUITE 101
BURLINGTON, ONTARIO • L7P 0V1
T 905.639.6595
F 905.639.0394
www.knymh.com info@knymh.com

PROJECT NORTH
TRUE NORTH

ONTARIO ASSOCIATION OF ARCHITECTS
LICENCE

# RESIDENTIAL CONDOMINIUM

50 CREIGHTON ROAD
DUNDAS, ONTARIO

DRAWING SHEET TITLE:
11th FLOOR PLAN

DRAWING SCALE: As indicated
PROJECT NUMBER: 22024

DRAWN BY: Author
CHECKED BY: Checker
DRAWING VERSION:
PLOT DATE:
DRAWING SHEET NUMBER: A211

TIMESTAMP :2023.10.18 3:03:17 PM FILEPATH: C:\Revit Local\22024 - 50 Creighton Rd - mchaelm\22024_v4

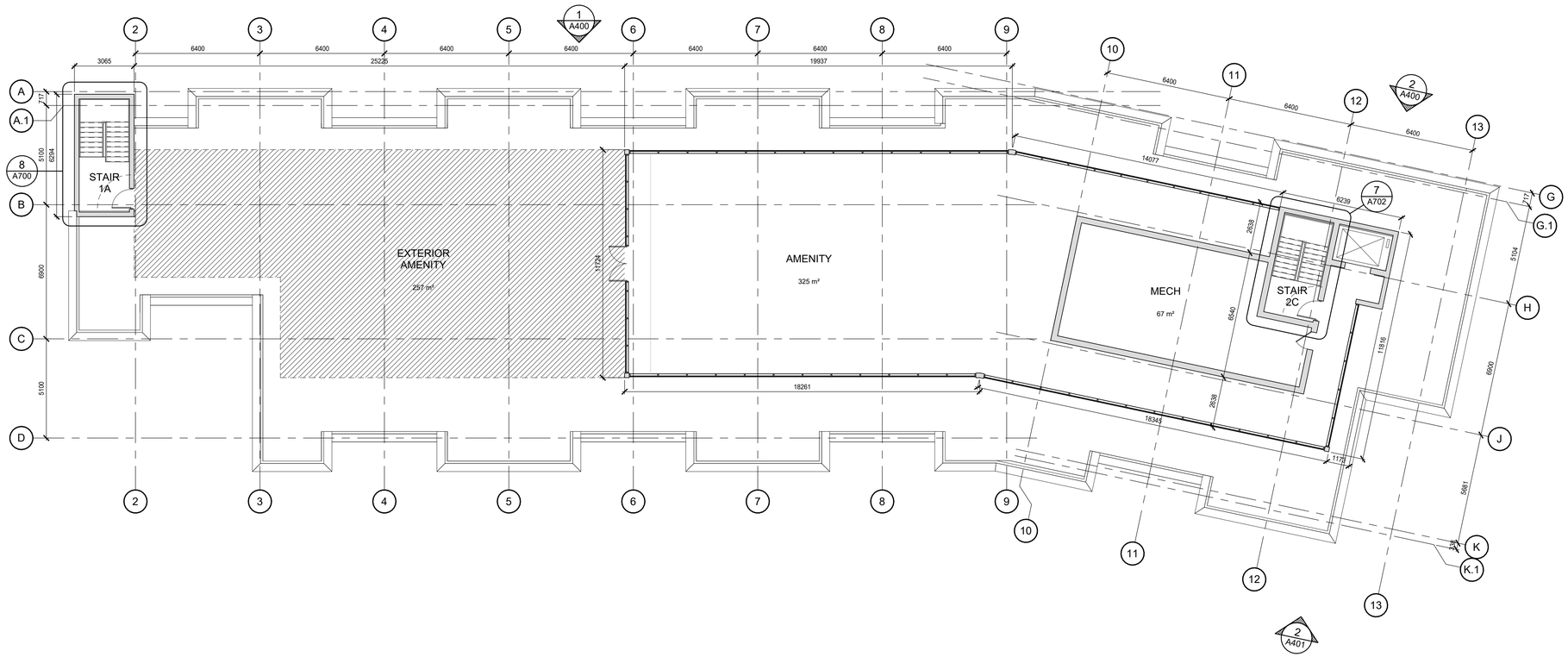


1 A212 ROOF
1 : 125

| LEVEL | 1 BED SUITES | 1 BED + DEN SUITES | 2 BED SUITES | 2 BED + DEN SUITES | TOTAL SUITES | TOTAL AREA | COMMON AREA | SUITE AREA | PARKING SPACES | LOCKERS | INDOOR BIKES |
|---|---|---|---|---|---|---|---|---|---|---|---|
| 12TH FLOOR / PENTHOUSE | - - | - - | - - | - - | - - | 296 | 296 | - - | - - | - - | - - |
| 11TH FLOOR | 12 | 1 | 0 | 3 | 16 | 1063 | 150 | 913 | - - | - - | - - |
| 10TH FLOOR | 13 | 1 | 0 | 3 | 17 | 1115 | 152 | 963 | - - | - - | - - |
| 9TH FLOOR | 13 | 1 | 0 | 3 | 17 | 1115 | 152 | 963 | - - | - - | - - |
| 8TH FLOOR | 13 | 1 | 0 | 4 | 18 | 1199 | 152 | 1047 | - - | - - | - - |
| 7TH FLOOR | 16 | 1 | 0 | 3 | 20 | 1263 | 153 | 1110 | - - | - - | - - |
| 6TH FLOOR | 16 | 1 | 0 | 3 | 20 | 1263 | 153 | 1110 | - - | - - | - - |
| 5TH FLOOR | 16 | 1 | 0 | 3 | 20 | 1263 | 153 | 1110 | - - | - - | - - |
| 4TH FLOOR | 16 | 1 | 0 | 3 | 20 | 1263 | 153 | 1110 | - - | - - | - - |
| 3RD FLOOR | 16 | 1 | 0 | 3 | 20 | 1263 | 153 | 1110 | - - | - - | - - |
| 2ND FLOOR | - - | - - | - - | - - | - - | 250 | 250 | - - | 31 | 46 | 24 |
| 1ST FLOOR | - - | - - | - - | - - | - - | 331 | 331 | - - | 31 | - - | 100 |
| UNDERGROUND A | - - | - - | - - | - - | - - | - - | - - | - - | 48 | 43 | - - |
| UNDERGROUND B | - - | - - | - - | - - | - - | - - | - - | - - | 46 | 82 | - - |
| UNDERGROUND C | - - | - - | - - | - - | - - | - - | - - | - - | 48 | 43 | - - |
| TOTAL | 131 | 9 | 0 | 28 | 168 | 11,684m² | 2,248m² | 8,536m² | 204 | 205 | 124 |

## LEGEND

FIRE SEPARATIONS:

- 3/4 HOUR FIRE SEPARATION
- 1.0 HOUR FIRE SEPARATION
- 1.5 HOUR FIRE SEPARATION
- 2.0 HOUR FIRE SEPARATION

REFLECTED CEILINGS:

- TYPICAL GYPSUM BULKHEAD — MINIMUM 2100mm A.F.F. SEE A016 - CEILING TYPES. Coordinate ceilings in common areas w/ Interior Design dwgs
- INSULATED BULKHEAD — MINIMUM 2100mm A.F.F. SEE A016 - CEILING TYPES
- TYPICAL GYPSUM BULKHEAD — MINIMUM 2100mm A.F.F. SEE A016 - CEILING TYPES

CONSTRUCTION TAGS:

- 101 WINDOW TAGS — SEE A015 - WALL TYPES
- 1 CEILING TAGS — SEE A016 - CEILING TYPES
- 101 ROOM TAGS — SEE A900 - ROOM SCHEDULE
- 101 DOOR TAGS — SEE A910 - DOOR SCHEDULE
- WINDOW TAGS — SEE A920 - WINDOW ELEVATIONS
- 001 LOCKER NUMBERS
- A001 PARKING NUMBERS

NOTE: ALL DIMENSIONS SHOWN ON 200 SERIES DRAWINGS ARE TO FINISHED FACE OF GYPSUM BOARD UNLESS NOTED OTHERWISE

CONTRACTOR MUST CHECK AND VERIFY ALL DIMENSIONS AND JOB CONDITIONS BEFORE PROCEEDING WITH WORK

ALL DRAWINGS MAY BE TO BE SUBJECT TO CHANGE DUE TO COMMENTS FROM MUNICIPAL DEPARTMENTS AND OTHER AGENCIES WITH AUTHOURITY

ALL DRAWINGS AND SPECIFICATIONS ARE THE PROPERTY OF THE ARCHITECTS AND MUST BE RETURNED AT THE COMPLETION OF THE WORK

THE CONTRACTOR WORKING FROM DRAWINGS NOT SPECIFICALLY MARKED FOR CONSTRUCTION' MUST ASSUME FULL RESPONSIBILITY AND BEAR COSTS FOR ANY CORRECTIONS OR DAMAGES RESULTING FROM HIS OR HER WORK.

KEY TO DETAIL LOCATION

No. DETAIL NUMBER
No. DRAWING SHEET NUMBER

| DRAWING SETS ISSUED | No. | DATE (DD.MM.YY) | BY |
|---|---|---|---|
| DRIVEWAY GRADES | 1. | 07-07-2022 | - |
| 11 STOREY | 2. | 25-07-2022 | - |
| 12 STOREY | 3. | 10-08-2023 | - |
| ISSUED FOR COORDINATION | 4. | 12-09-2023 | - |

ALL PREVIOUS ISSUES OF THIS DRAWING ARE SUPERSEDED

| REVISIONS TO DRAWING | No. | DATE (DD.MM.YY) | BY |
|---|---|---|---|

BUILDING PERMIT NUMBER:
NOT FOR CONSTRUCTION WITHOUT PERMIT

KNYMH ARCHITECTURE • SOLUTIONS
KNYMH INC.
1006 SKYVIEW DRIVE • SUITE 101
BURLINGTON, ONTARIO • L7P 0V1
T 905.639.6595
F 905.639.0394
www.knymh.com info@knymh.com

PROJECT NORTH TRUE NORTH

ONTARIO ASSOCIATION OF ARCHITECTS LICENCE

# RESIDENTIAL CONDOMINIUM

50 CREIGHTON ROAD
DUNDAS, ONTARIO

DRAWING SHEET TITLE:
MECH. / PENTHOUSE

DRAWING SCALE: As indicated
PROJECT NUMBER: 22024
DRAWN BY: Author
CHECKED BY: Checker
DRAWING VERSION:
PLOT DATE:
DRAWING SHEET NUMBER: A212

TIMESTAMP 2023.10.18 3:03:18 PM FILEPATH: C:\Revit Local\22024 - 50 Creighton Rd. - mchaverin\9234r.rvt

## LEGEND

| | | | |
|---|---|---|---|
| GL | GLAZING PANEL | AR | ALUMINUM RAILING W/ GLASS |
| SP | SPANDREL PANEL | S1 | STUCCO COLOUR 1 |
| MF | METAL FLASHING | S2 | STUCCO COLOUR 2 |
| LV | LOUVRED PANEL | B1 | BRICK COLOUR 1 |
| AW | AWNING WINDOW | B2 | BRICK COLOUR 2 |
| AB | ALUMINUM BALCONY COLOUR | PC | PRECAST CONCRETE |

NOTE: BALCONIES, COLUMNS TO BE STUCCO COLOUR 1




2 A400 EXT ELEV - NORTH
1 : 150

1 A400 EXT ELEV - NORTH
1 : 150

CONTRACTOR MUST CHECK AND VERIFY ALL DIMENSIONS AND JOB CONDITIONS BEFORE PROCEEDING WITH WORK

ALL DRAWINGS MAY BE TO BE SUBJECT TO CHANGE DUE TO COMMENTS FROM MUNICIPAL DEPARTMENTS AND OTHER AGENCIES WITH AUTHOURITY

ALL DRAWINGS AND SPECIFICATIONS ARE THE PROPERTY OF THE ARCHITECTS AND MUST BE RETURNED AT THE COMPLETION OF THE WORK

THE CONTRACTOR WORKING FROM DRAWINGS NOT SPECIFICALLY MARKED FOR CONSTRUCTION' MUST ASSUME FULL RESPONSIBILITY AND BEAR COSTS FOR ANY CORRECTIONS OR DAMAGES RESULTING FROM HIS OR HER WORK.

KEY TO DETAIL LOCATION

No. DETAIL NUMBER
No. DRAWING SHEET NUMBER

| DRAWING SETS ISSUED | No. | DATE (DD.MM.YY) | BY |
|---|---|---|---|
| DRIVEWAY GRADES | 1. | 07-07-2022 | - |
| 11 STOREY | 2. | 25-07-2022 | - |
| 12 STOREY | 3. | 10-08-2023 | - |
| ISSUED FOR COORDINATION | 4. | 12-09-2023 | - |

ALL PREVIOUS ISSUES OF THIS DRAWING ARE SUPERSEDED

| REVISIONS TO DRAWING | No. | DATE (DD.MM.YY) | BY |
|---|---|---|---|

BUILDING PERMIT NUMBER:

NOT FOR CONSTRUCTION WITHOUT PERMIT


KNYMH
ARCHITECTURE • SOLUTIONS

KNYMH INC.
1006 SKYVIEW DRIVE • SUITE 101
BURLINGTON, ONTARIO • L7P 0V1
T 905.639.6595
F 905.639.0394
www.knymh.com info@knymh.com


PROJECT NORTH
TRUE NORTH

ONTARIO ASSOCIATION OF ARCHITECTS LICENCE

# RESIDENTIAL CONDOMINIUM

50 CREIGHTON ROAD
DUNDAS, ONTARIO

DRAWING SHEET TITLE:

## ELEVATIONS

DRAWING SCALE: As indicated

PROJECT NUMBER: 22024

DRAWN BY: Author

CHECKED BY: Checker

DRAWING VERSION: 000

PLOT DATE:

DRAWING SHEET NUMBER: A400


TIMESTAMP 2023.10.18 3:03:28 PM FILEPATH: C:\Revit Local\22024_50 Creighton Rd_rochaewm3939.rvt

## LEGEND

| | | | |
|---|---|---|---|
| GL | GLAZING PANEL | AR | ALUMINUM RAILING W/ GLASS |
| SP | SPANDREL PANEL | S1 | STUCCO COLOUR 1 |
| MF | METAL FLASHING | S2 | STUCCO COLOUR 2 |
| LV | LOUVRED PANEL | B1 | BRICK COLOUR 1 |
| AW | AWNING WINDOW | B2 | BRICK COLOUR 2 |
| AB | ALUMINUM BALCONY COLOUR | PC | PRECAST CONCRETE |

NOTE: BALCONIES, COLUMNS TO BE STUCCO COLOUR 1

1 / A401 EXT ELEV - SOUTH
1 : 150

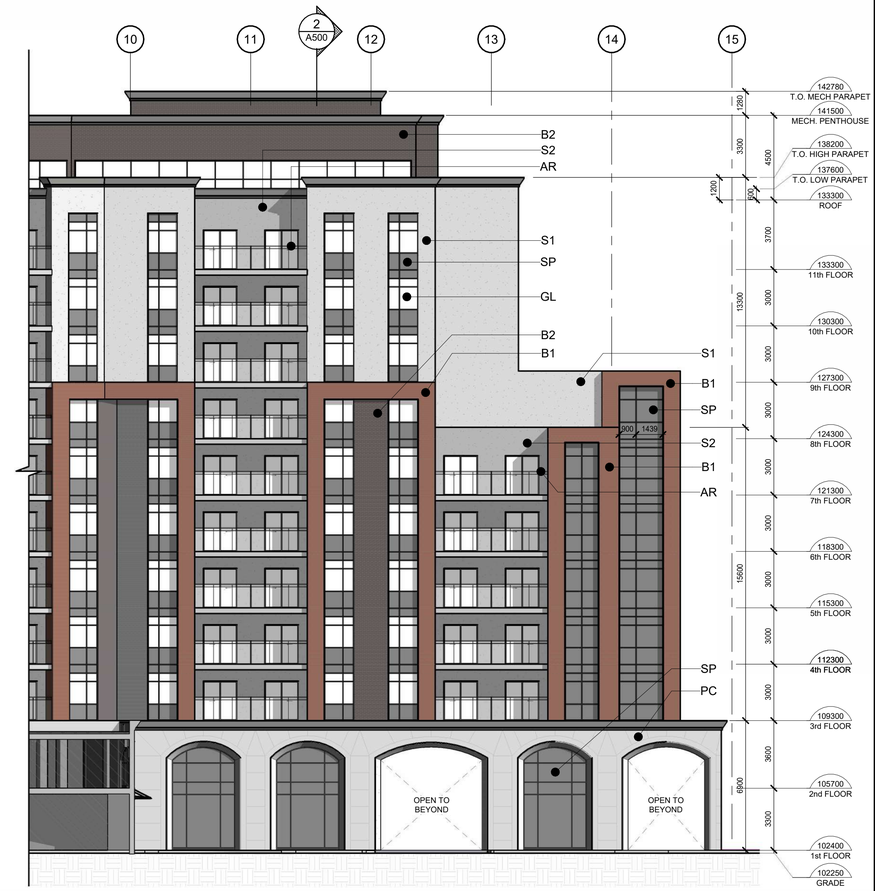


2 / A401 EXT ELEV - SOUTH
1 : 150

CONTRACTOR MUST CHECK AND VERIFY ALL DIMENSIONS AND JOB CONDITIONS BEFORE PROCEEDING WITH WORK

ALL DRAWINGS MAY BE TO BE SUBJECT TO CHANGE DUE TO COMMENTS FROM MUNICIPAL DEPARTMENTS AND OTHER AGENCIES WITH AUTHOURITY

ALL DRAWINGS AND SPECIFICATIONS ARE THE PROPERTY OF THE ARCHITECTS AND MUST BE RETURNED AT THE COMPLETION OF THE WORK

THE CONTRACTOR WORKING FROM DRAWINGS NOT SPECIFICALLY MARKED FOR CONSTRUCTION' MUST ASSUME FULL RESPONSIBILITY AND BEAR COSTS FOR ANY CORRECTIONS OR DAMAGES RESULTING FROM HIS OR HER WORK.

KEY TO DETAIL LOCATION

No. / No. — DETAIL NUMBER / DRAWING SHEET NUMBER

| DRAWING SETS ISSUED | No. | DATE (DD.MM.YY) | BY |
|---|---|---|---|
| DRIVEWAY GRADES | 1. | 07-07-2022 | - |
| 11 STOREY | 2. | 25-07-2022 | - |
| 12 STOREY | 3. | 10-08-2023 | - |
| ISSUED FOR COORDINATION | 4. | 12-09-2023 | - |

ALL PREVIOUS ISSUES OF THIS DRAWING ARE SUPERSEDED

| REVISIONS TO DRAWING | No. | DATE (DD.MM.YY) | BY |
|---|---|---|---|

BUILDING PERMIT NUMBER:

NOT FOR CONSTRUCTION WITHOUT PERMIT


KNYMH
ARCHITECTURE • SOLUTIONS

KNYMH INC.
1006 SKYVIEW DRIVE • SUITE 101
BURLINGTON, ONTARIO • L7P 0V1
T 905.639.6595
F 905.639.0394
www.knymh.com info@knymh.com


PROJECT NORTH
TRUE NORTH

ONTARIO ASSOCIATION OF ARCHITECTS LICENCE

# RESIDENTIAL CONDOMINIUM

50 CREIGHTON ROAD
DUNDAS, ONTARIO

DRAWING SHEET TITLE:

## ELEVATIONS

DRAWING SCALE: As indicated

PROJECT NUMBER: 22024

DRAWN BY: Author

CHECKED BY: Checker

DRAWING VERSION:

PLOT DATE:

DRAWING SHEET NUMBER: A401


TIMESTAMP 2023-10-18 3:03:16 PM FILEPATH: C:\Revit Local\22024_50 Creighton Rd_michaelmMZ6K-r4

## LEGEND

| | | | |
|---|---|---|---|
| GL | GLAZING PANEL | AR | ALUMINUM RAILING W/ GLASS |
| SP | SPANDREL PANEL | S1 | STUCCO COLOUR 1 |
| MF | METAL FLASHING | S2 | STUCCO COLOUR 2 |
| LV | LOUVRED PANEL | B1 | BRICK COLOUR 1 |
| AW | AWNING WINDOW | B2 | BRICK COLOUR 2 |
| AB | ALUMINUM BALCONY COLOUR | PC | PRECAST CONCRETE |

NOTE: BALCONIES, COLUMNS TO BE STUCCO COLOUR 1

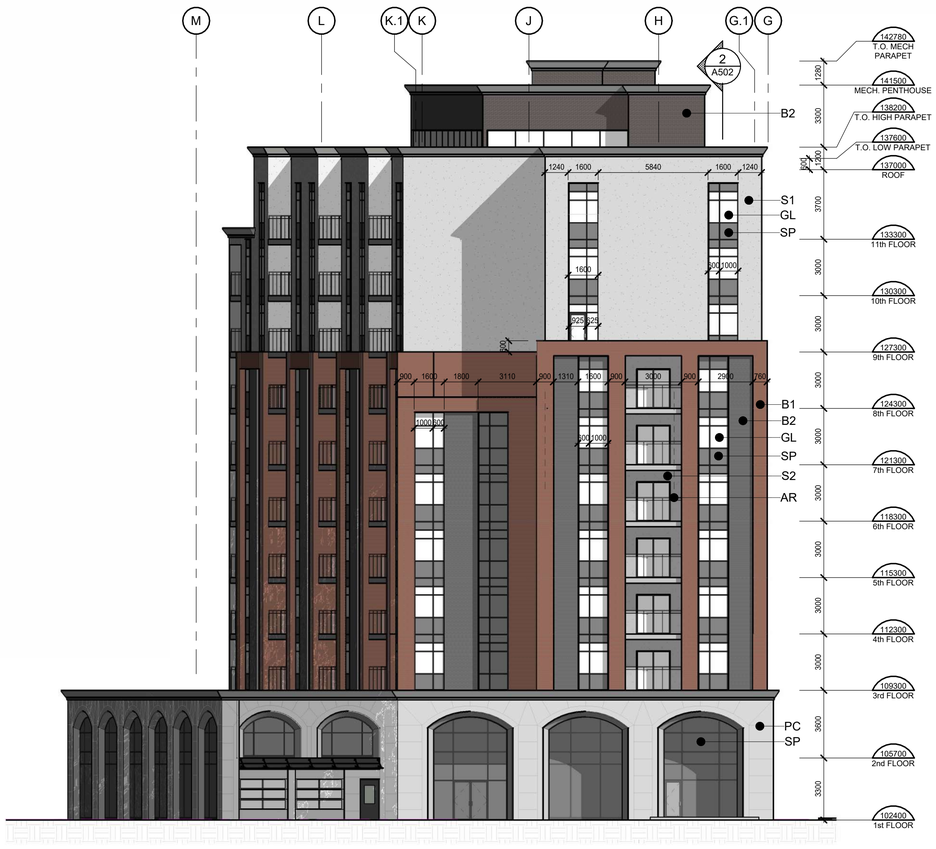


1 A402 EXT ELEV - EAST
1 : 150

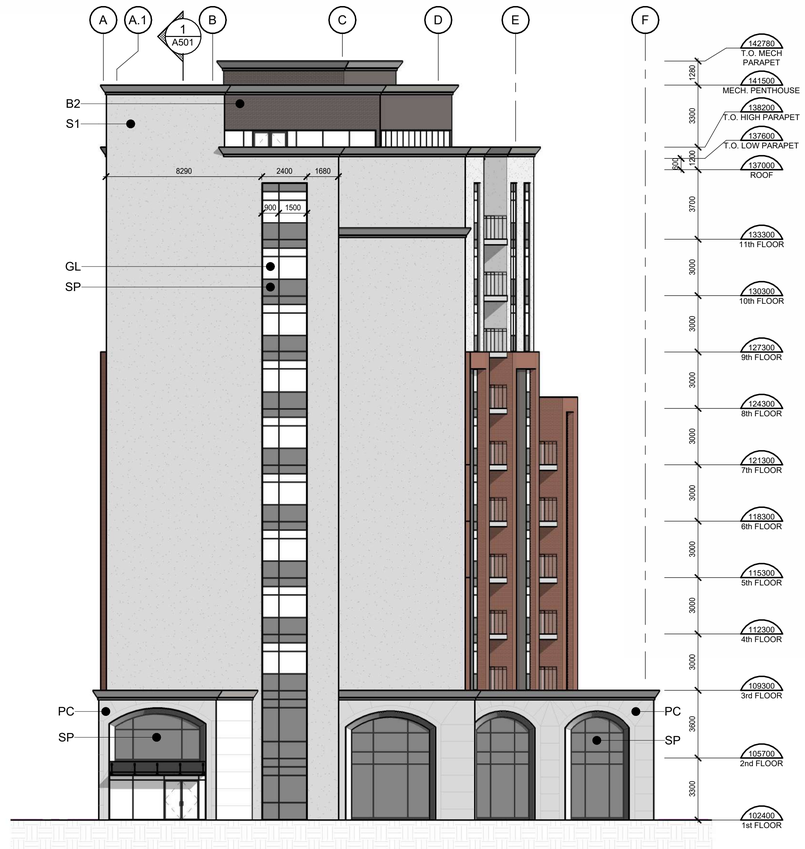


2 A402 EXT ELEV - WEST
1 : 150

CONTRACTOR MUST CHECK AND VERIFY ALL DIMENSIONS AND JOB CONDITIONS BEFORE PROCEEDING WITH WORK

ALL DRAWINGS MAY BE TO BE SUBJECT TO CHANGE DUE TO COMMENTS FROM MUNICIPAL DEPARTMENTS AND OTHER AGENCIES WITH AUTHOURITY

ALL DRAWINGS AND SPECIFICATIONS ARE THE PROPERTY OF THE ARCHITECTS AND MUST BE RETURNED AT THE COMPLETION OF THE WORK

THE CONTRACTOR WORKING FROM DRAWINGS NOT SPECIFICALLY MARKED FOR CONSTRUCTION' MUST ASSUME FULL RESPONSIBILITY AND BEAR COSTS FOR ANY CORRECTIONS OR DAMAGES RESULTING FROM HIS OR HER WORK.

KEY TO DETAIL LOCATION

No. DETAIL NUMBER
No. DRAWING SHEET NUMBER

| DRAWING SETS ISSUED | No. | DATE (DD.MM.YY) | BY |
|---|---|---|---|
| DRIVEWAY GRADES | 1. | 07-07-2022 | - |
| 11 STOREY | 2. | 25-07-2022 | - |
| 12 STOREY | 3. | 10-08-2023 | - |
| ISSUED FOR COORDINATION | 4. | 12-09-2023 | - |

ALL PREVIOUS ISSUES OF THIS DRAWING ARE SUPERSEDED

| REVISIONS TO DRAWING | No. | DATE (DD.MM.YY) | BY |
|---|---|---|---|

BUILDING PERMIT NUMBER:
NOT FOR CONSTRUCTION WITHOUT PERMIT


KNYMH ARCHITECTURE • SOLUTIONS
KNYMH INC.
1006 SKYVIEW DRIVE • SUITE 101
BURLINGTON, ONTARIO • L7P 0V1
T 905.639.6595
F 905.639.0394
www.knymh.com info@knymh.com


PROJECT NORTH TRUE NORTH

ONTARIO ASSOCIATION OF ARCHITECTS LICENCE

# RESIDENTIAL CONDOMINIUM

50 CREIGHTON ROAD
DUNDAS, ONTARIO

DRAWING SHEET TITLE:
ELEVATIONS

DRAWING SCALE: As indicated
PROJECT NUMBER: 22024
DRAWN BY: Author
CHECKED BY: Checker
DRAWING VERSION:
PLOT DATE:
DRAWING SHEET NUMBER: A402

TIMESTAMP 2023.10.18 3:03:58 PM FILEPATH: C:\Revit Local\22024 - 50 Creighton Rd_michaelm.9034K.rvt

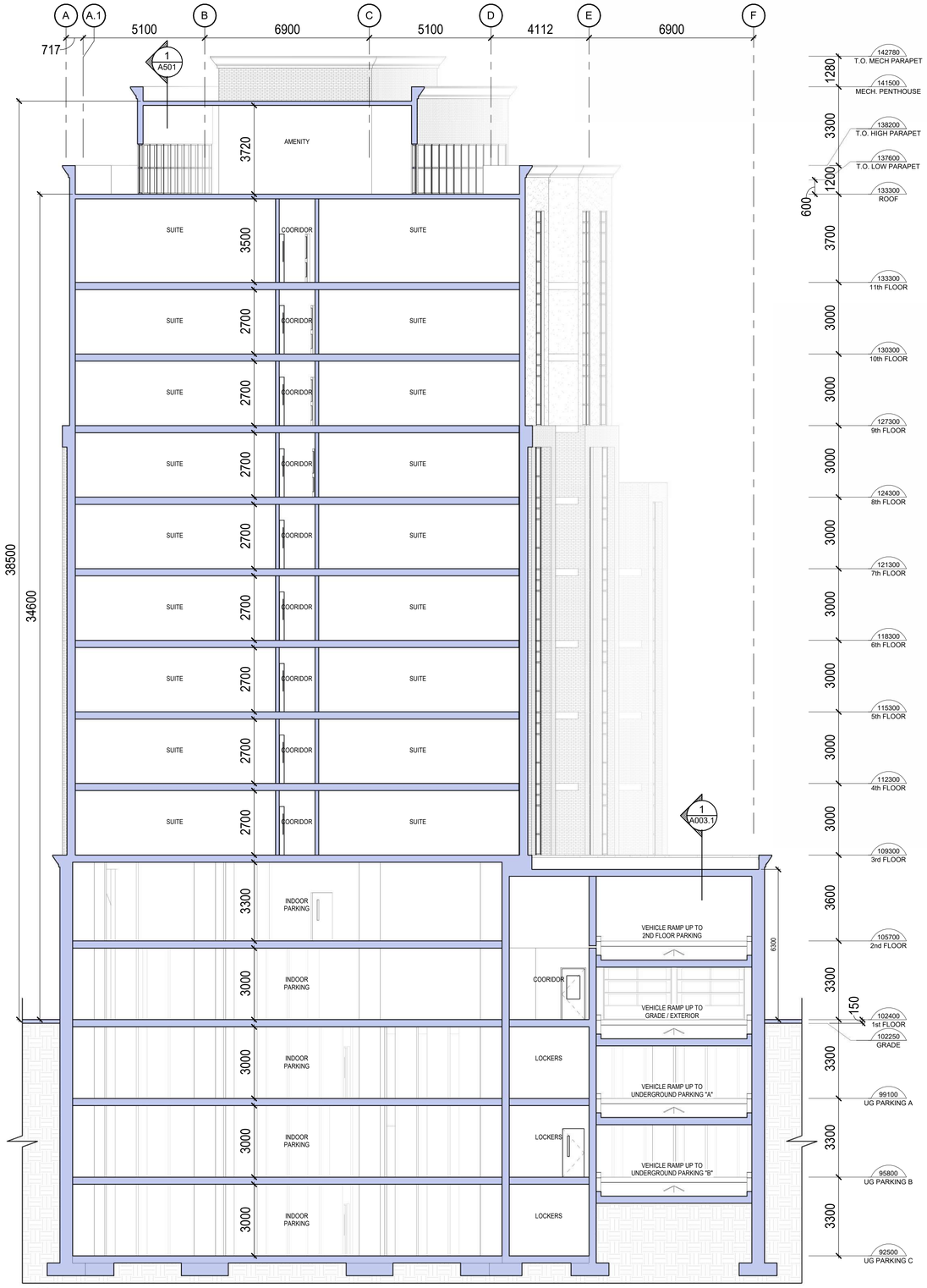


1 A500 BUILDING SECTION @ SUITES
1 : 100

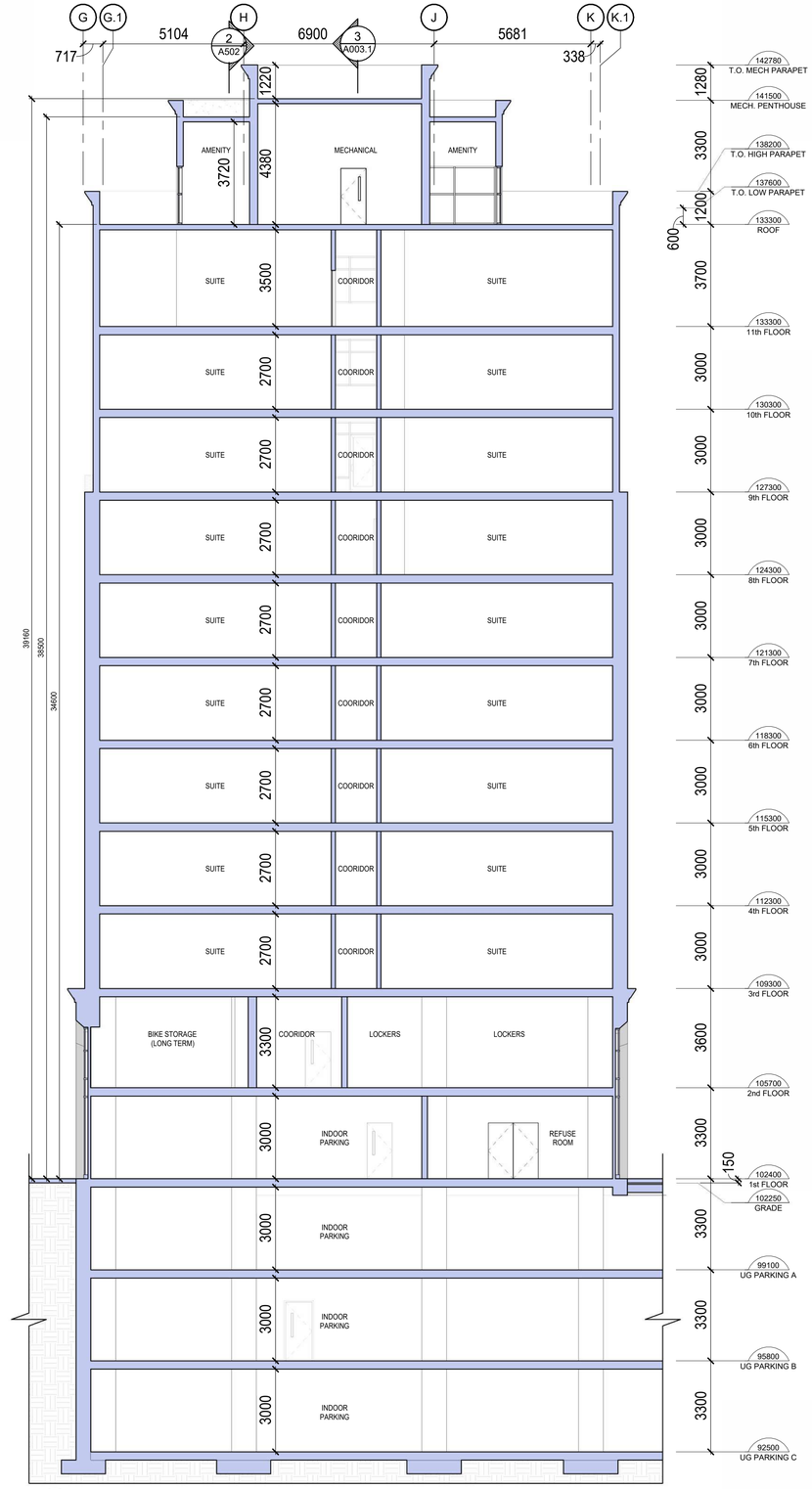


2 A500 BUILDING SECTION @ SUITES
1 : 100

CONTRACTOR MUST CHECK AND VERIFY ALL DIMENSIONS AND JOB CONDITIONS BEFORE PROCEEDING WITH WORK

ALL DRAWINGS MAY BE TO BE SUBJECT TO CHANGE DUE TO COMMENTS FROM MUNICIPAL DEPARTMENTS AND OTHER AGENCIES WITH AUTHOURITY

ALL DRAWINGS AND SPECIFICATIONS ARE THE PROPERTY OF THE ARCHITECTS AND MUST BE RETURNED AT THE COMPLETION OF THE WORK

THE CONTRACTOR WORKING FROM DRAWINGS NOT SPECIFICALLY MARKED FOR CONSTRUCTION' MUST ASSUME FULL RESPONSIBILITY AND BEAR COSTS FOR ANY CORRECTIONS OR DAMAGES RESULTING FROM HIS OR HER WORK.

KEY TO DETAIL LOCATION

No. DETAIL NUMBER
No. DRAWING SHEET NUMBER

| DRAWING SETS ISSUED | No. | DATE (DD.MM.YY) | BY |
|---|---|---|---|
| DRIVEWAY GRADES | 1. | 07-07-2022 | - |
| 11 STOREY | 2. | 25-07-2022 | - |
| 12 STOREY | 3. | 10-08-2023 | - |
| ISSUED FOR COORDINATION | 4. | 12-09-2023 | - |

ALL PREVIOUS ISSUES OF THIS DRAWING ARE SUPERSEDED

| REVISIONS TO DRAWING | No. | DATE (DD.MM.YY) | BY |
|---|---|---|---|

BUILDING PERMIT NUMBER:
NOT FOR CONSTRUCTION WITHOUT PERMIT

KNYMH
ARCHITECTURE • SOLUTIONS
KNYMH INC.
1006 SKYVIEW DRIVE • SUITE 101
BURLINGTON, ONTARIO • L7P 0V1
T 905.639.6595
F 905.639.0394
www.knymh.com info@knymh.com

PROJECT NORTH
TRUE NORTH

ONTARIO ASSOCIATION OF ARCHITECTS
LICENCE

# RESIDENTIAL CONDOMINIUM

50 CREIGHTON ROAD
DUNDAS, ONTARIO

DRAWING SHEET TITLE:
BUILDING SECTIONS

DRAWING SCALE: 1 : 100
PROJECT NUMBER: 22024

DRAWN BY: Author
CHECKED BY: Checker
DRAWING VERSION:
PLOT DATE:
DRAWING SHEET NUMBER: A500

TIMESTAMP 2023.10.18 2:04:03 PM FILEPATH: C:\Revit Local\22024_50 Creighton Rd_michaelm\9235K.rvt




1 A501 BUILDING SECTION @ SUITES
1 : 100

CONTRACTOR MUST CHECK AND VERIFY ALL DIMENSIONS AND JOB CONDITIONS BEFORE PROCEEDING WITH WORK

ALL DRAWINGS MAY BE TO BE SUBJECT TO CHANGE DUE TO COMMENTS FROM MUNICIPAL DEPARTMENTS AND OTHER AGENCIES WITH AUTHOURITY

ALL DRAWINGS AND SPECIFICATIONS ARE THE PROPERTY OF THE ARCHITECTS AND MUST BE RETURNED AT THE COMPLETION OF THE WORK

THE CONTRACTOR WORKING FROM DRAWINGS NOT SPECIFICALLY MARKED FOR CONSTRUCTION' MUST ASSUME FULL RESPONSIBILITY AND BEAR COSTS FOR ANY CORRECTIONS OR DAMAGES RESULTING FROM HIS OR HER WORK.

KEY TO DETAIL LOCATION

No. DETAIL NUMBER
No. DRAWING SHEET NUMBER

| DRAWING SETS ISSUED | No. | DATE (DD.MM.YY) | BY |
|---|---|---|---|
| DRIVEWAY GRADES | 1. | 07-07-2022 | - |
| 11 STOREY | 2. | 25-07-2022 | - |
| 12 STOREY | 3. | 10-08-2023 | - |
| ISSUED FOR COORDINATION | 4. | 12-09-2023 | - |

ALL PREVIOUS ISSUES OF THIS DRAWING ARE SUPERSEDED

| REVISIONS TO DRAWING | No. | DATE (DD.MM.YY) | BY |
|---|---|---|---|

BUILDING PERMIT NUMBER:
NOT FOR CONSTRUCTION WITHOUT PERMIT

KNYMH
ARCHITECTURE • SOLUTIONS
KNYMH INC.
1006 SKYVIEW DRIVE • SUITE 101
BURLINGTON, ONTARIO • L7P 0V1
T 905.639.6595
F 905.639.0394
www.knymh.com info@knymh.com

PROJECT NORTH
TRUE NORTH

ONTARIO ASSOCIATION OF ARCHITECTS LICENCE

# RESIDENTIAL CONDOMINIUM

50 CREIGHTON ROAD
DUNDAS, ONTARIO

DRAWING SHEET TITLE:
BUILDING SECTIONS

DRAWING SCALE: 1 : 100
PROJECT NUMBER: 22024

DRAWN BY: Author
CHECKED BY: Checker
DRAWING VERSION:
PLOT DATE:
DRAWING SHEET NUMBER: A501

TIMESTAMP: 2023.10.18 9:04:06 PM FILEPATH: C:\Revit Local\22024 - 50 Creighton Rd_michaelm9224.rvt

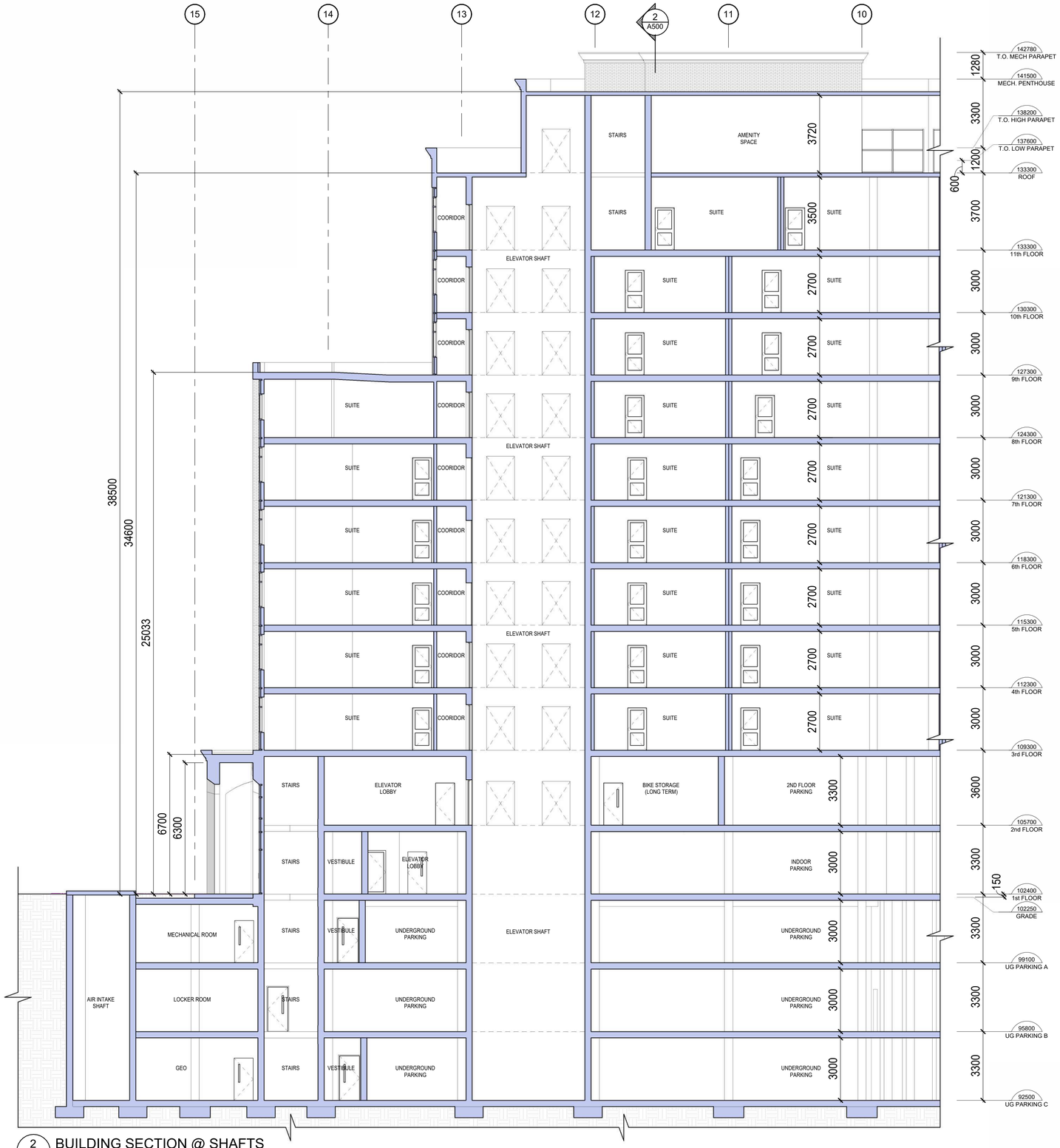


2 A502 BUILDING SECTION @ SHAFTS
1 : 100

CONTRACTOR MUST CHECK AND VERIFY ALL DIMENSIONS AND JOB CONDITIONS BEFORE PROCEEDING WITH WORK

ALL DRAWINGS MAY BE TO BE SUBJECT TO CHANGE DUE TO COMMENTS FROM MUNICIPAL DEPARTMENTS AND OTHER AGENCIES WITH AUTHOURITY

ALL DRAWINGS AND SPECIFICATIONS ARE THE PROPERTY OF THE ARCHITECTS AND MUST BE RETURNED AT THE COMPLETION OF THE WORK

THE CONTRACTOR WORKING FROM DRAWINGS NOT SPECIFICALLY MARKED FOR CONSTRUCTION' MUST ASSUME FULL RESPONSIBILITY AND BEAR COSTS FOR ANY CORRECTIONS OR DAMAGES RESULTING FROM HIS OR HER WORK.

KEY TO DETAIL LOCATION

No. DETAIL NUMBER
No. DRAWING SHEET NUMBER

| DRAWING SETS ISSUED | No. | DATE (DD.MM.YY) | BY |
|---|---|---|---|
| DRIVEWAY GRADES | 1. | 07-07-2022 | - |
| 11 STOREY | 2. | 25-07-2022 | - |
| 12 STOREY | 3. | 10-08-2023 | - |
| ISSUED FOR COORDINATION | 4. | 12-09-2023 | - |

ALL PREVIOUS ISSUES OF THIS DRAWING ARE SUPERSEDED

| REVISIONS TO DRAWING | No. | DATE (DD.MM.YY) | BY |
|---|---|---|---|

BUILDING PERMIT NUMBER:
NOT FOR CONSTRUCTION WITHOUT PERMIT

KNYMH
ARCHITECTURE • SOLUTIONS
KNYMH INC.
1006 SKYVIEW DRIVE • SUITE 101
BURLINGTON, ONTARIO • L7P 0V1
T 905.639.6595
F 905.639.0394
www.knymh.com info@knymh.com

PROJECT NORTH
TRUE NORTH

ONTARIO ASSOCIATION OF ARCHITECTS LICENCE

# RESIDENTIAL CONDOMINIUM

50 CREIGHTON ROAD
DUNDAS, ONTARIO

DRAWING SHEET TITLE:
BUILDING SECTIONS

DRAWING SCALE: 1 : 100
PROJECT NUMBER: 22024
DRAWN BY: Author
CHECKED BY: Checker
DRAWING VERSION:
PLOT DATE:
DRAWING SHEET NUMBER: A502

TIMESTAMP 2023.10.18 3:04:09 PM FILEPATH: C:\Revit Local\22024 - 50 Creighton Rd_michaelm.NB3W.rvt